

# NOKIA

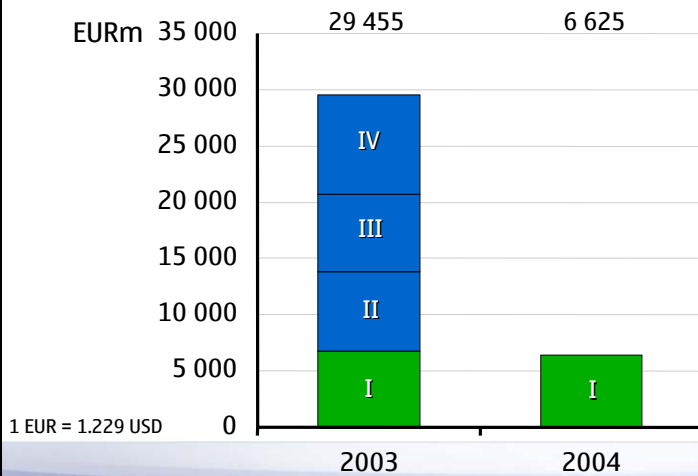
CONNECTING PEOPLE

NOKIA

1 © NOKIA 10/17/03

## Quarterly Net Sales

January - March 2004, EUR 6 625 million (USD 8 142 million)

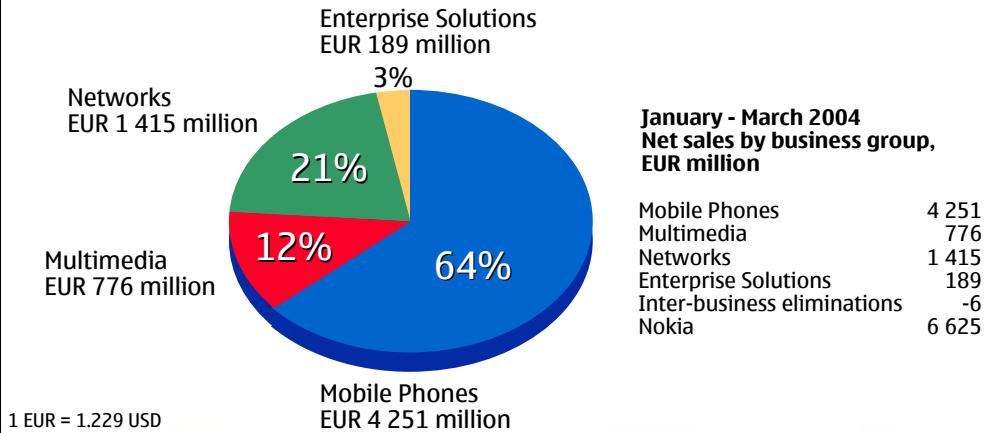


NOKIA

2 © NOKIA 10/17/03

## Net Sales by Business Group

January - March 2004, EUR 6 625 million (USD 8 142 million)

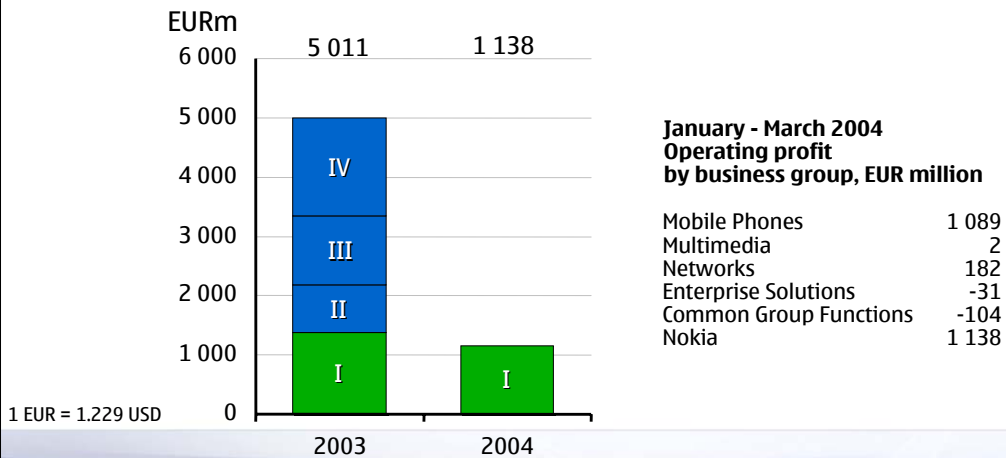


### January - March 2004 Net sales by business group, EUR million

Mobile Phones	4 251
Multimedia	776
Networks	1 415
Enterprise Solutions	189
Inter-business eliminations	-6
<b>Nokia</b>	<b>6 625</b>

## Operating Profit

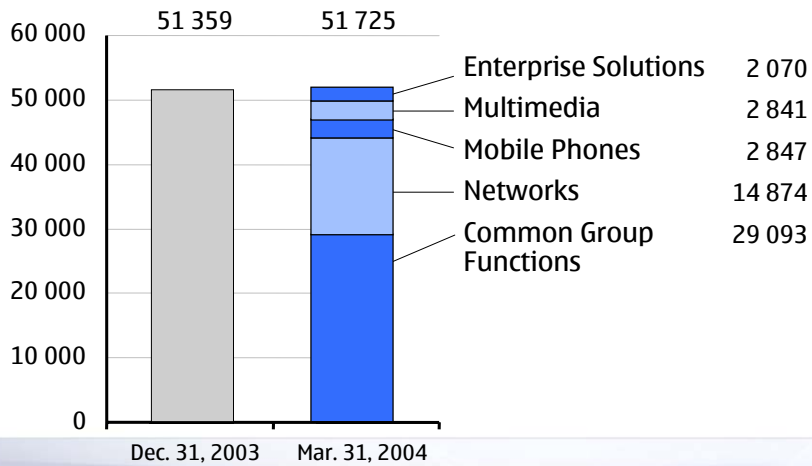
January - March 2004, EUR 1 138 million



### January - March 2004 Operating profit by business group, EUR million

Mobile Phones	1 089
Multimedia	2
Networks	182
Enterprise Solutions	-31
Common Group Functions	-104
<b>Nokia</b>	<b>1 138</b>

## Number of Employees



## Earnings Per Share, Diluted (Reported)

