

# Nokia in Q2 2007

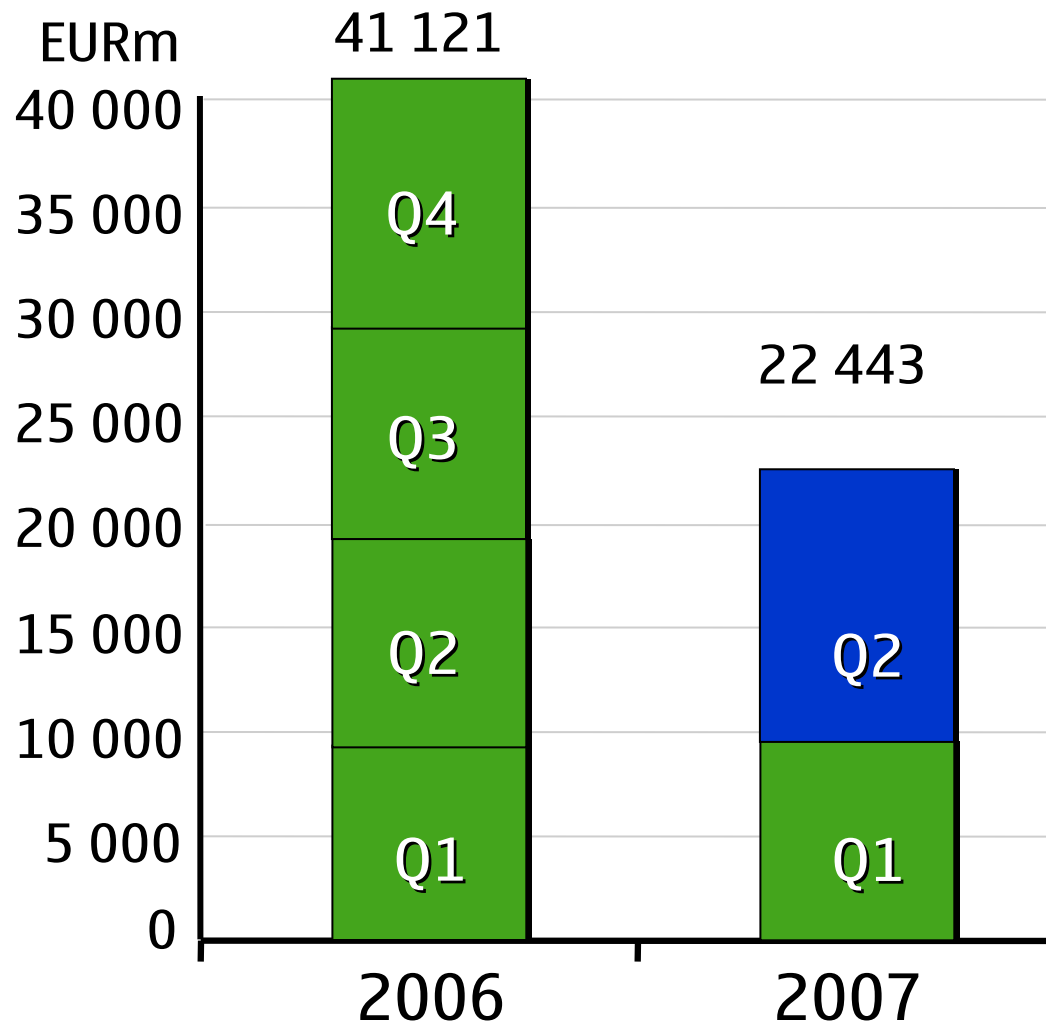
Company Confidential

1 © 2007 Nokia Q22007/July 2007

**NOKIA**  
Connecting People

# Nokia Net Sales

Second-quarter 2007 net sales: EUR 12 587 million (EUR 9 813 million in Q2 2006)



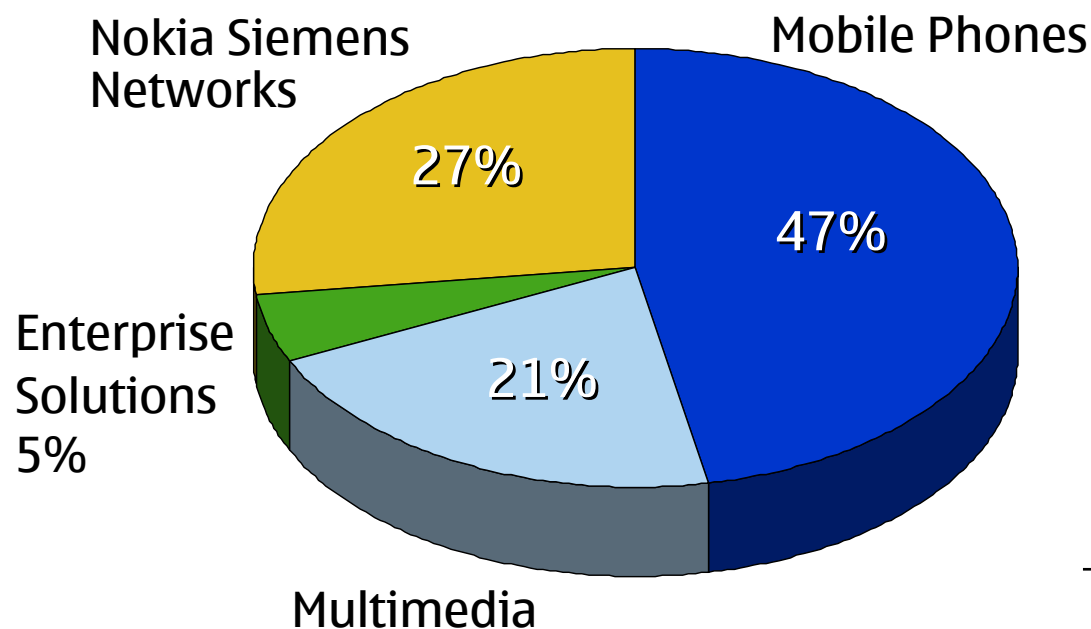
*As of April 1, 2007, Nokia's results include those of Nokia Siemens Networks on a fully consolidated basis.*

Company Confidential

# Net Sales by Business Group

Second-quarter 2007 net sales: EUR 12 587 million (EUR 9 813 million in Q2 2006)

## Second-quarter net sales by business group, EUR million



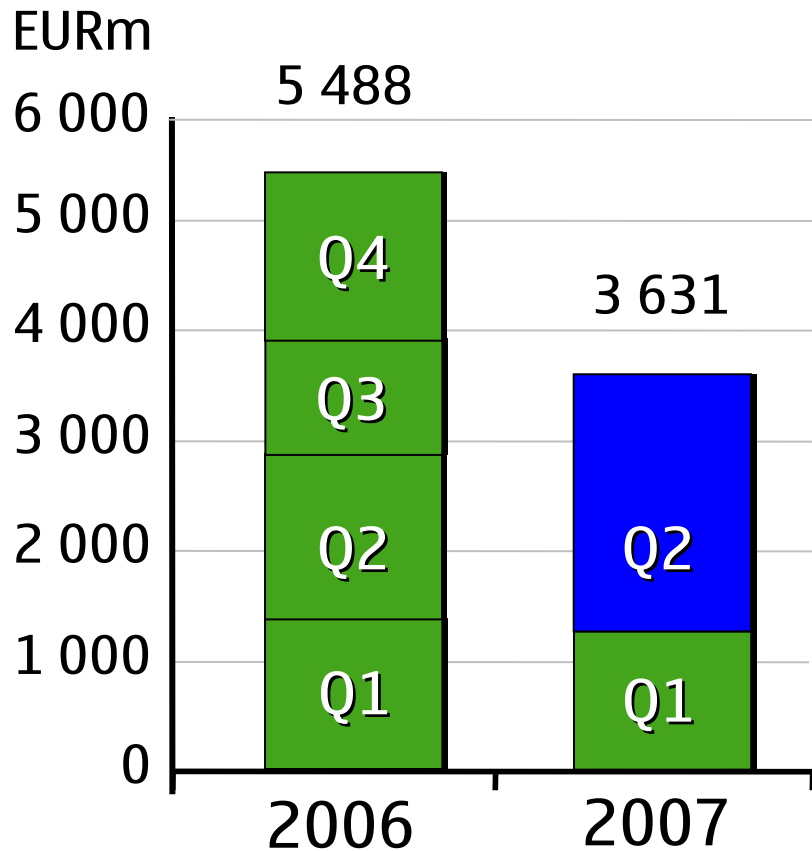
	<u>Q2 2007</u>	<u>Q2 2006</u>
Mobile Phones	5 931	5 875
Multimedia	2 680	1 891
Enterprise Solutions	549	283
Nokia Siemens Networks	3 438	1 766
Eliminations	-11	-2
<b>Nokia</b>	<b>12 587</b>	<b>9 813</b>

*As of April 1, 2007, Nokia's results include those of Nokia Siemens Networks on a fully consolidated basis.*

Company Confidential

# Nokia Operating Profit

Second-quarter 2007 operating profit: EUR 2 359 million (EUR 1 502 million in Q2 2006)



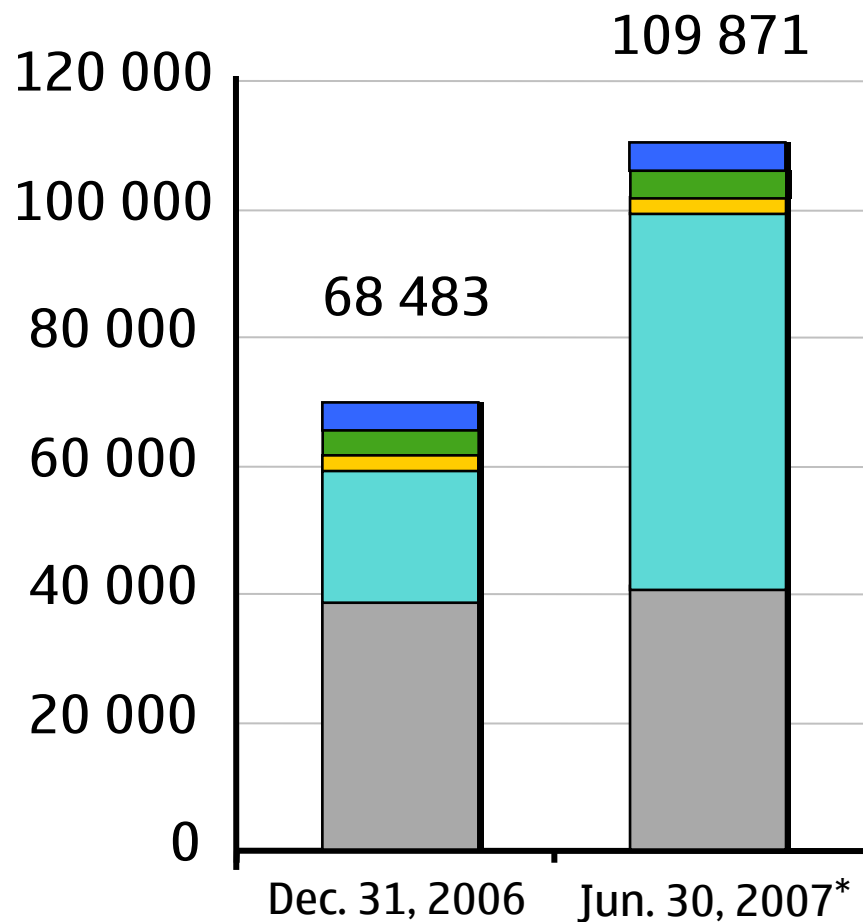
## Second-quarter operating profit, EUR million

	<u>Q2 2007</u>	<u>Q2 2006</u>
Mobile Phones	1 252	979
Multimedia	561	304
Enterprise Solutions	99	-63
Nokia Siemens Networks	-1 266	399
Common Group Functions	1 713	-117
<b>Nokia</b>	<b>2 359</b>	<b>1 502</b>

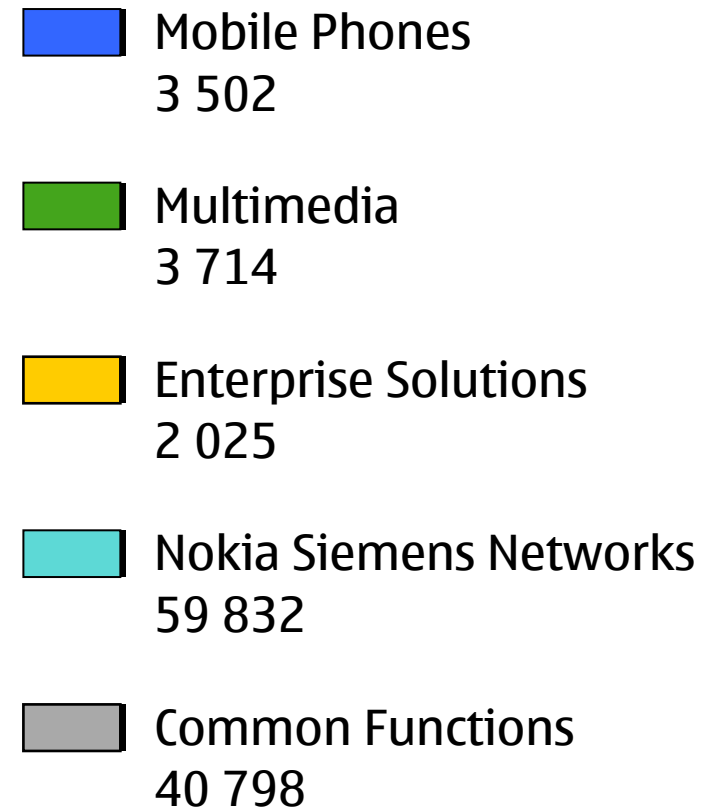
*As of April 1, 2007, Nokia's results include those of Nokia Siemens Networks on a fully consolidated basis.*

Company Confidential

# Number of Employees



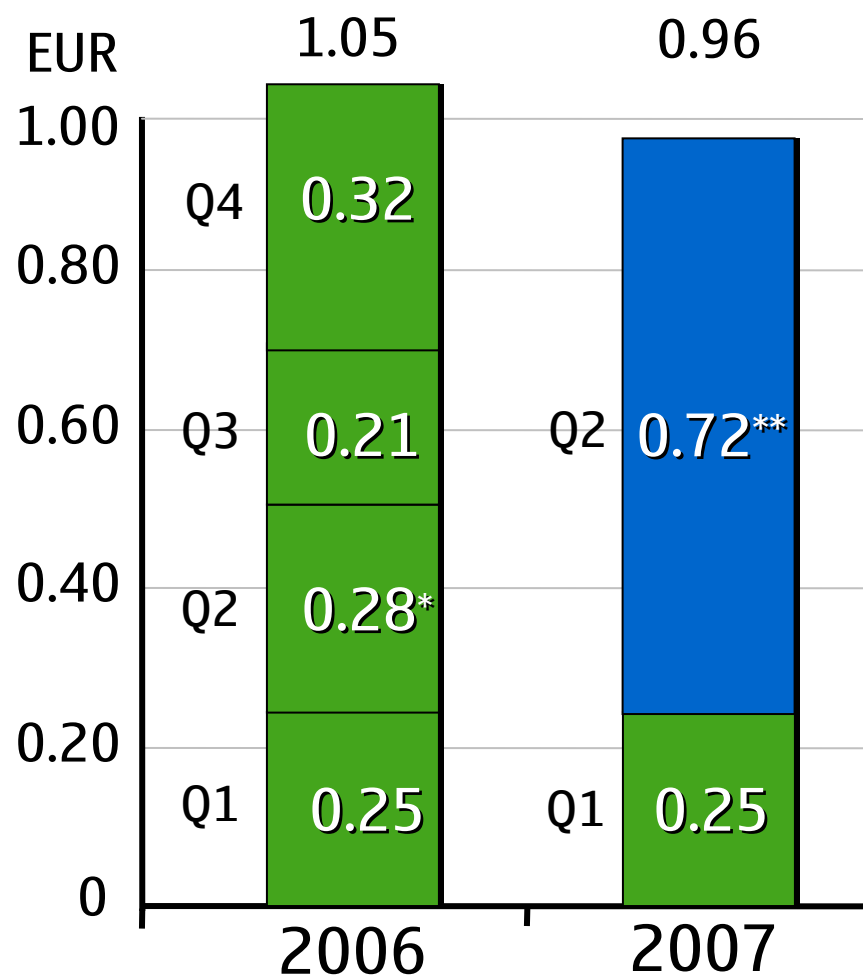
## June 30, 2007:



*\*The increase in personnel at June 30, 2007 is primarily attributable to Nokia Siemens Networks.*

Company Confidential

# Nokia Earnings per Share, Diluted



Earnings per share =

$$\frac{\text{Net profit}}{\text{Average of adjusted number of shares (diluted)}}$$

## Special items:

\*Net positive impact 0.05 EUR

\*\*Net positive impact 0.40 EUR