

Nokia in Q3 2007

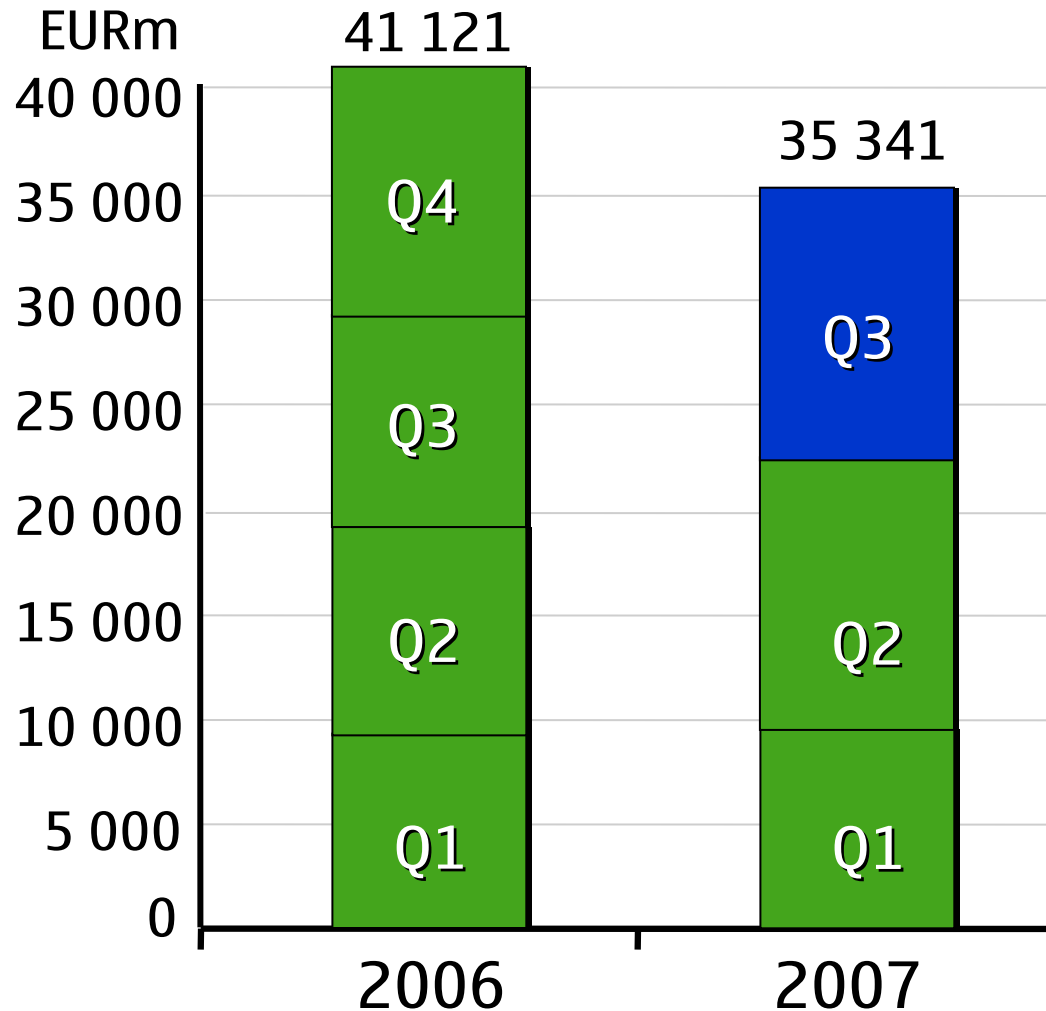
Company Confidential

1 © 2007 Nokia Q32007/Oct. 2007

NOKIA
Connecting People

Nokia Net Sales

Third-quarter 2007 net sales: EUR 12 898 million (EUR 10 100 million in Q3 2006)



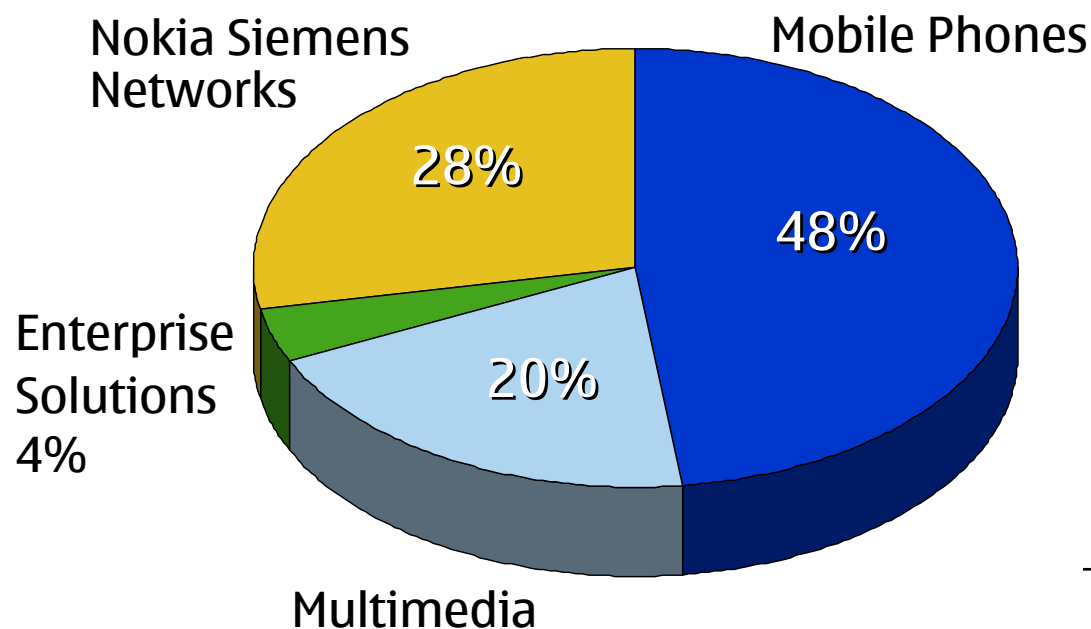
As of April 1, 2007, Nokia's results include those of Nokia Siemens Networks on a fully consolidated basis.

Company Confidential

Net Sales by Business Group

Third-quarter 2007 net sales: EUR 12 898 million (EUR 10 100 million in Q3 2006)

Third-quarter net sales by business group, EUR million



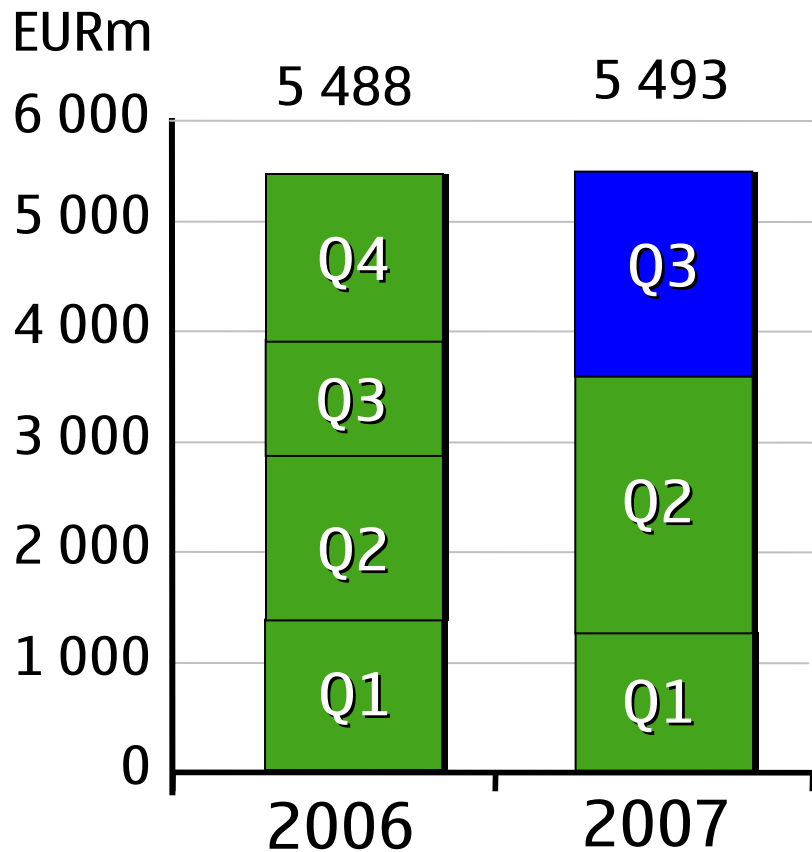
	<u>Q3 2007</u>	<u>Q3 2006</u>
Mobile Phones	6 131	5 949
Multimedia	2 580	2 092
Enterprise Solutions	526	257
Nokia Siemens Networks	3 674	1 804
Eliminations	-13	-2
Nokia	12 898	10 100

As of April 1, 2007, Nokia's results include those of Nokia Siemens Networks on a fully consolidated basis.

Company Confidential

Nokia Operating Profit

Third-quarter 2007 operating profit: EUR 1 862 million (EUR 1 100 million in Q3 2006)

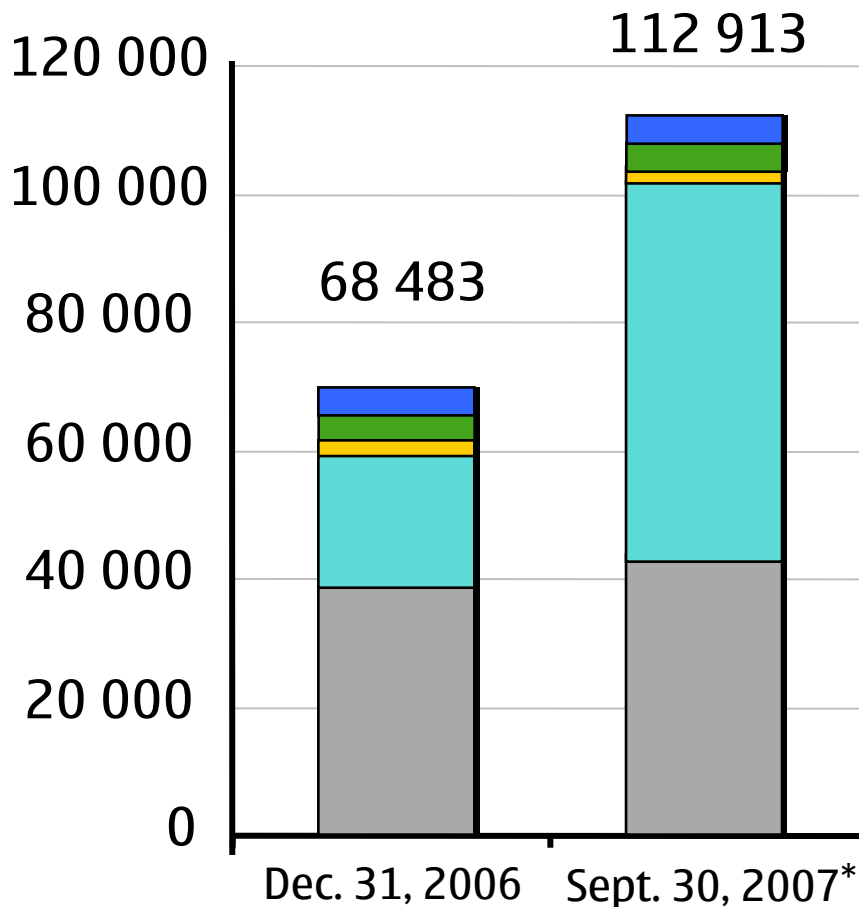


Third-quarter operating profit, EUR million

	<u>Q3 2007</u>	<u>Q3 2006</u>
Mobile Phones	1 388	779
Multimedia	575	366
Enterprise Solutions	88	-65
Nokia Siemens Networks	-120	131
Common Group Functions	-69	-111
Nokia	1 862	1 100

As of April 1, 2007, Nokia's results include those of Nokia Siemens Networks on a fully consolidated basis.

Number of Employees



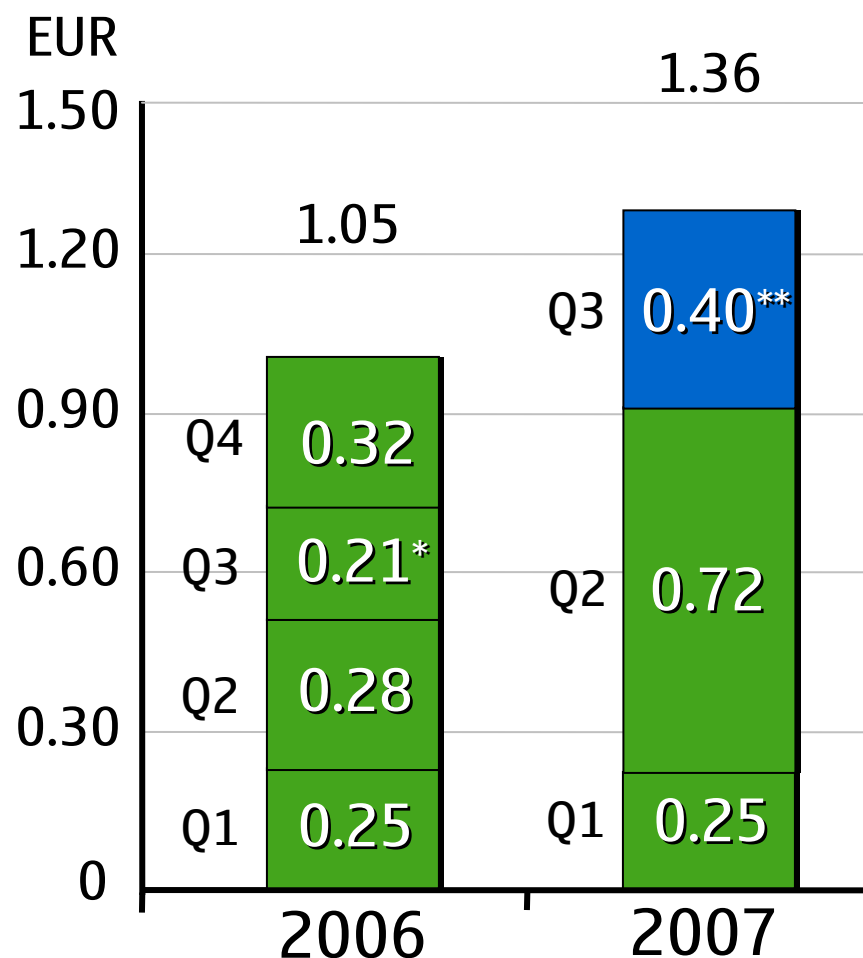
September 30, 2007:

- Mobile Phones
3 502
- Multimedia
3 848
- Enterprise Solutions
2 024
- Nokia Siemens Networks
60 425
- Common Functions
43 114

**The increase in personnel at September 30, 2007 is primarily attributable to Nokia Siemens Networks.*

Company Confidential

Nokia Earnings per Share, Diluted



Earnings per share =

$$\frac{\text{Net profit}}{\text{Average of adjusted number of shares (diluted)}}$$

Special items:

*Net negative impact 0.02 EUR

**Negligible impact