

Creating a Communications Industry Powerhouse

Nokia Siemens Networks

Press Conference Frankfurt/Main

June 19, 2006

Safe Harbor Statement

Forward Looking Statements

This presentation includes “forward-looking statements” and information which are not historical facts. These statements are based on the current expectations of the management of Nokia and Siemens and are naturally subject to uncertainty and changes in circumstances. The forward-looking statements contained herein include statements about the expected timing and scope of the merger of Nokia’s and Siemens’ communications service provider businesses, anticipated growth potential and earnings enhancements, estimated operating margin and profitability levels, sources, timing and amount of estimated cost synergies, estimated cash flow generation, leadership and market position, future product portfolio, geographic coverage and customer base, future investments in technologies and services and all other statements in this presentation other than historical facts. Forward-looking statements include, without limitation, statements typically containing words such as “believe”, “expect”, “anticipate”, “foresee”, “target”, “estimate”, “designed”, “plans”, “will” or words of similar meaning. By their nature, forward-looking statements involve risk and uncertainty because they relate to events and depend on circumstances that will occur in the future. There are a number of factors that could cause actual results and developments to differ materially from those expressed or implied by such forward-looking statements. These factors include, but are not limited to, the satisfaction of the conditions to the merger and closing of the transaction, and Nokia’s and Siemens’ ability to successfully integrate the operations and employees of their respective communications service provider businesses, as well as additional factors relating to, for example, developments in the mobile communications industry, changes in technology and the ability to develop or otherwise acquire complex technologies as required by the market with full rights needed to use, timely and successful commercialization of new advanced products and solutions, intensity of competition and various other factors. More detailed information about certain of these factors is contained in Nokia’s and Siemens’ filings with the SEC, which are available on their respective website, www.Nokia.com and www.Siemens.com, and on the SEC’s website, www.sec.gov. Other unknown or unpredictable factors or underlying assumptions subsequently proving to be incorrect could cause actual results to differ materially from those in the forward-looking statements. Neither Nokia nor Siemens undertake any obligation to update publicly or revise forward-looking statements, whether as a result of new information, future events or otherwise, except to the extent legally required. In addition to “forward-looking statements”, this presentation also includes certain terms like “joint venture”, “partnership” or words of a similar nature describing the new company, or the new companies, resulting from the merger, which words are used in this presentation in their generic sense and the common language meaning and do not imply, or intend to imply, any specific legal, tax, accounting or other regulatory or officially standardized definition or meaning.

Key Highlights

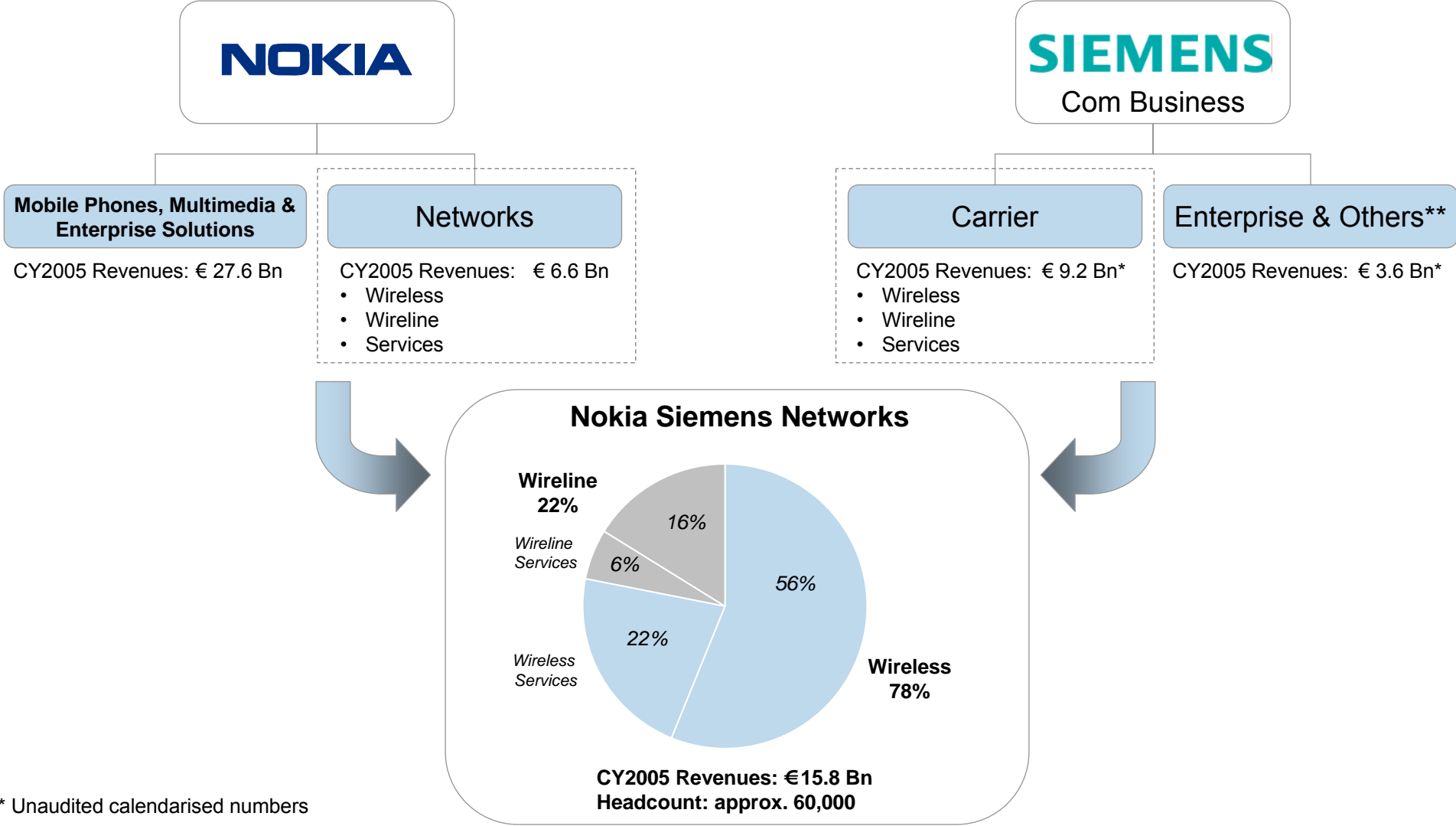
- **A long-term partnership of industry leaders** in the telecommunications infrastructure industry – JV structured to **create value**
- **A new leader** with the **scale to win** in the consolidating telecommunications industry
- **Uniquely positioned** within industry to win against Ericsson / Marconi and Alcatel / Lucent
- **Innovation leader** with superior R&D skills and resources to invest in the future growth segments
- Industry leading **customer insight** with **true end-to-end capabilities**
- Uniquely positioned to deliver **compelling customer benefits** with the **most comprehensive portfolio of products and solutions** for the converging communications market

Significant Shareholder Value Creation

- Both Nokia and Siemens expect the impact of the partnership on their respective EPS*, on a pro forma basis excluding the restructuring charges, to be accretive by the end of 2007 assuming a closing by January 1, 2007
- Extensive annual cost synergies of approximately €1.5 Bn by 2010
- Nokia Siemens Networks' targets:
 - Double-digit operating margin in first year before restructuring charges
 - Industry-leading profitability target in medium term
 - Faster growth than market
 - Strong cash flow generation

* Earnings Per Share

Creating a Communications Industry Powerhouse



* Unaudited calendarised numbers

** Including consolidation eliminations

Opportunity is Large

End-user market trends

More Connections

More Applications

More Usage

Operator needs

Capex and opex efficiency

Comprehensive Solutions

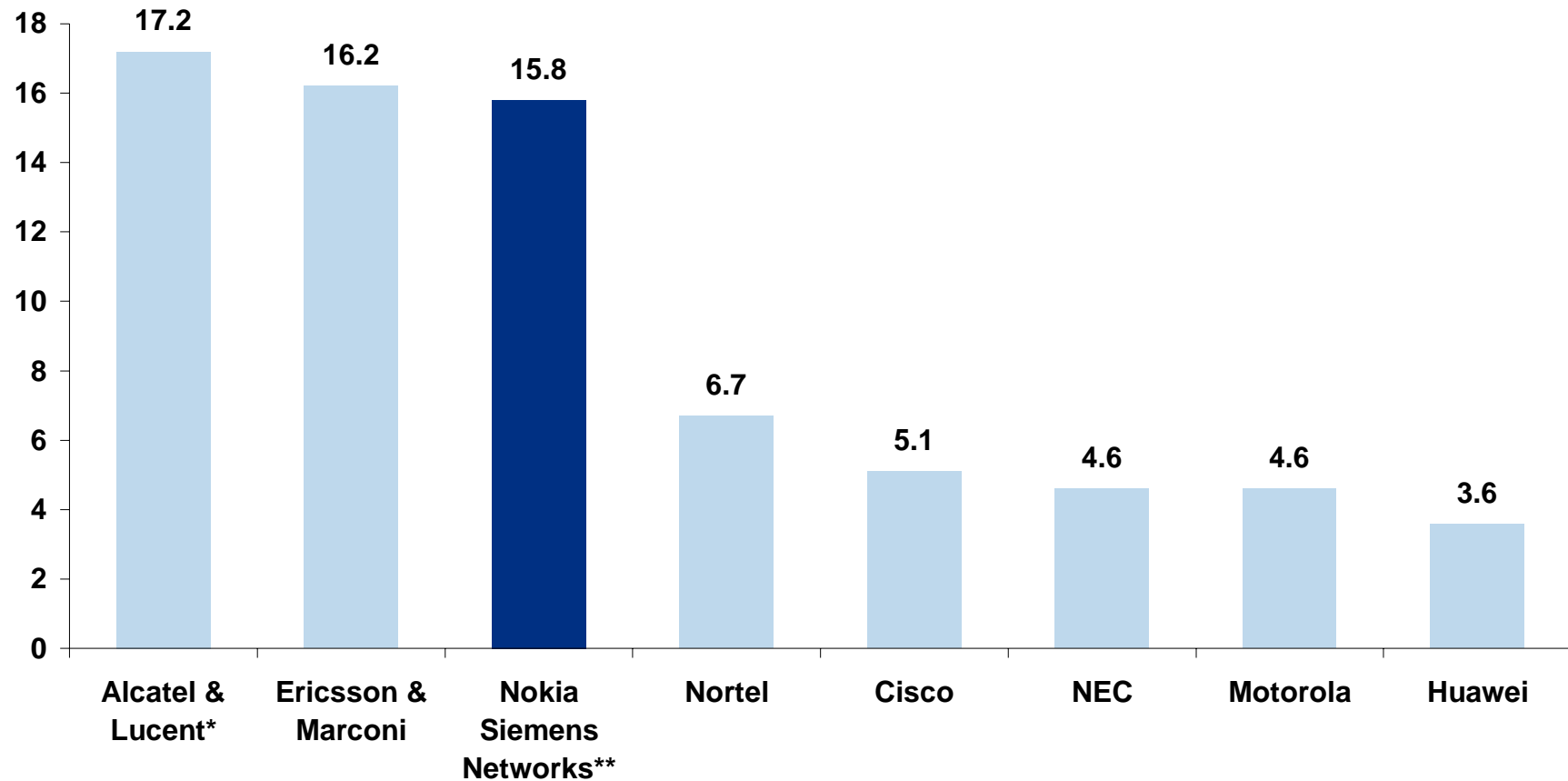
Strong Partners

- ✓ **Converging wireless/wireline market**
- ✓ **High-performing & cost-efficient infrastructure**
- ✓ **Opportunities in operator services**

€130+ Bn Communications Infrastructure & Services market (in 5 Years)

A New Leader With Scale to Win

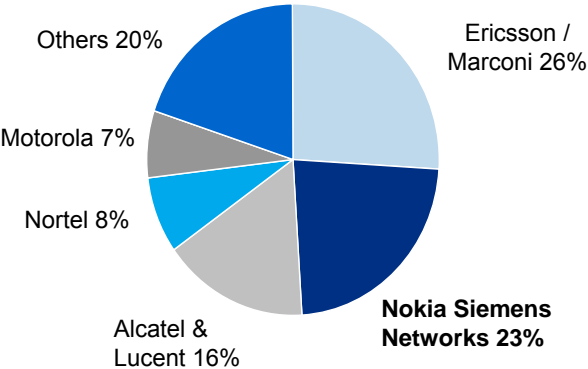
Carrier Business, 2005 Revenues (€Bn)



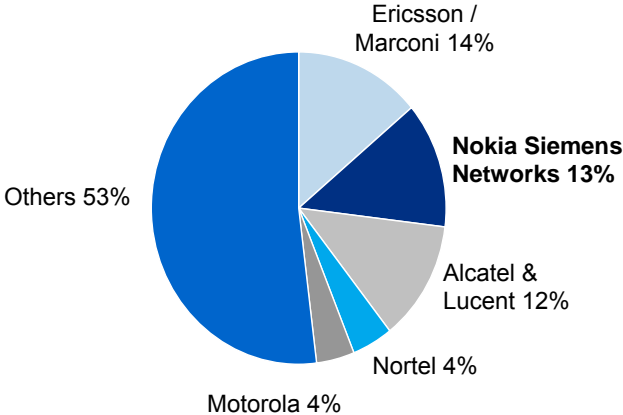
* Excludes Thales and enterprise business ** Unaudited calendarised numbers

Top 3 Positioning in Key Carrier Markets*

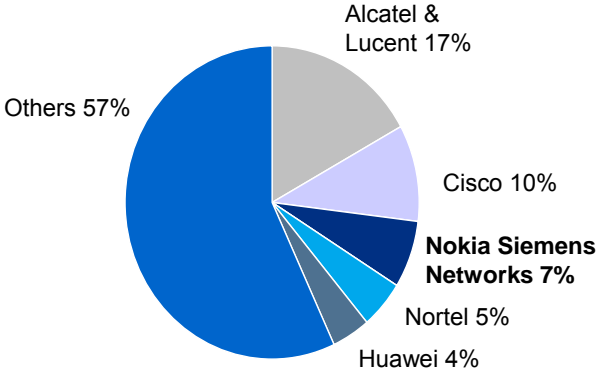
Wireless Networks incl. Services



Carrier Services**



Wireline Networks incl. Services



Total market size (€Bn): 52
CAGR (2005-2011) % : ~5

Total market size (€Bn): 30
CAGR (2005-2011) % : ~9

Total market size (€Bn): 49
CAGR (2005-2011) % : ~5

* Based on current combined businesses

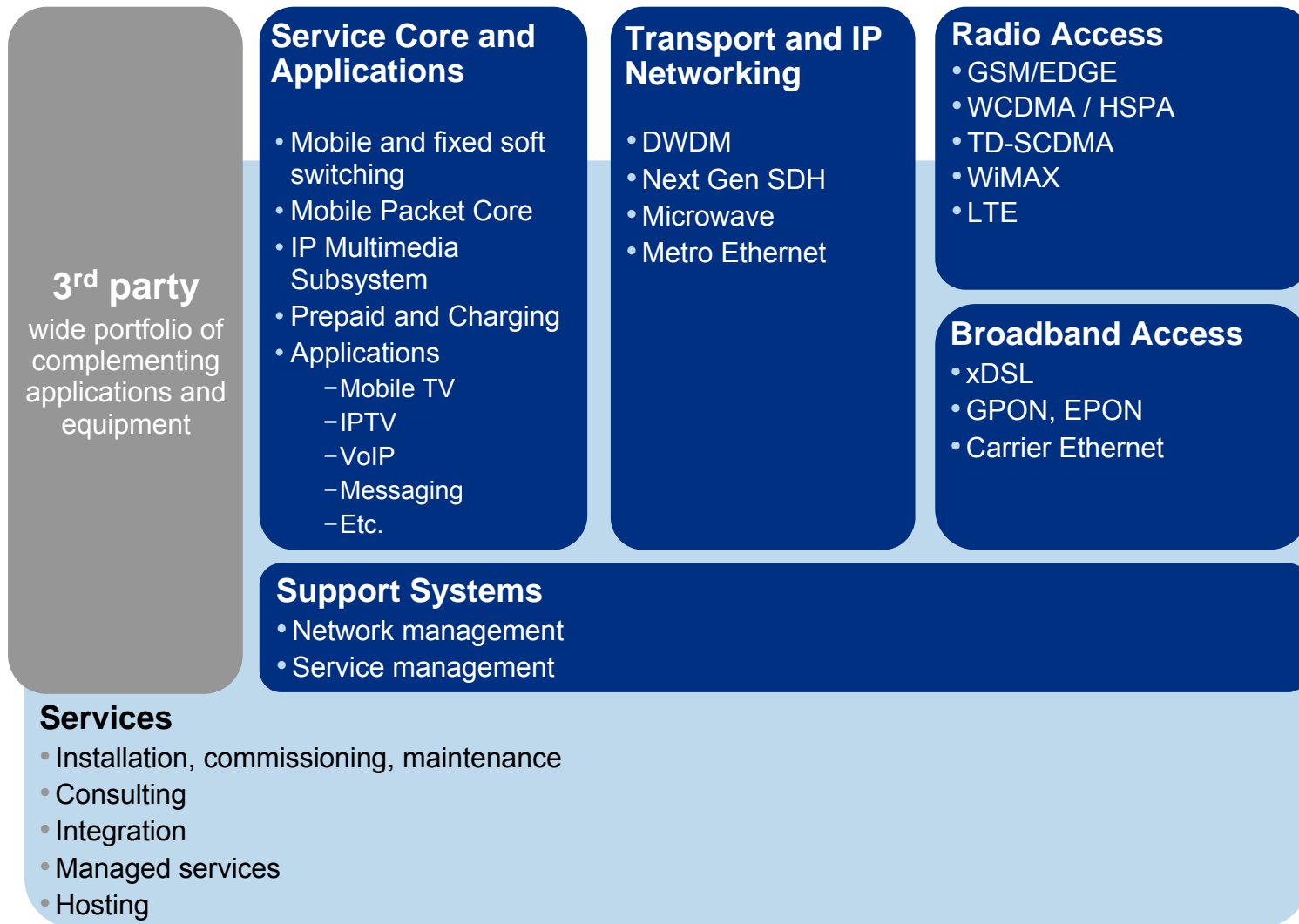
** Carrier Services show total Services included in Wireless and Wireline Networks

Source: Industry analyst research and company estimates

Deep Customer Relationships



Broad Portfolio . . . Innovation Strength



Leading Market Positions in Growth Segments

Segment	Market CAGR 2005-2011
WCDMA	~ 25%
Services	~ 9%
Emerging Markets	~ 8%
WiMax / LTE IMS / VoIP IPTV / Mobile TV / Carrier Ethernet	Fast growth off small base

Note: Market CAGRs based on average of several external sources and Nokia and Siemens internal estimates

Significant Value Creation Through Cost Synergies

Annual cost synergies of €1.5 Bn by 2010

90%+ to be achieved in first 3 years

COGS Savings

- Procurement savings
- Improved Services utilization rates
- Streamlined processes

R&D Savings

- Harmonization of product platforms
- Optimised R&D structure
- Rationalising next generation R&D

S&M Savings

- Overlapping wireless customer & geographic coverage
- Sales force efficiencies

G&A Savings

- Finance & Control
- IT support systems
- Headquarter functions

Winning Combination

- Partnership of leaders
- Great heritage – aligned values – eye on the future
- Immediate strength – scale and scope
- Global presence – deep customer relationships
- Superior R&D – innovation leader – strong portfolio
- Compelling customer benefits – end-to-end solutions
- Extensive synergies – ability to create value
- Well positioned for growth

Connecting People With a Global Network of Innovation

NOKIA

SIEMENS

Connecting People With a Global Network of Innovation