

NOKIA

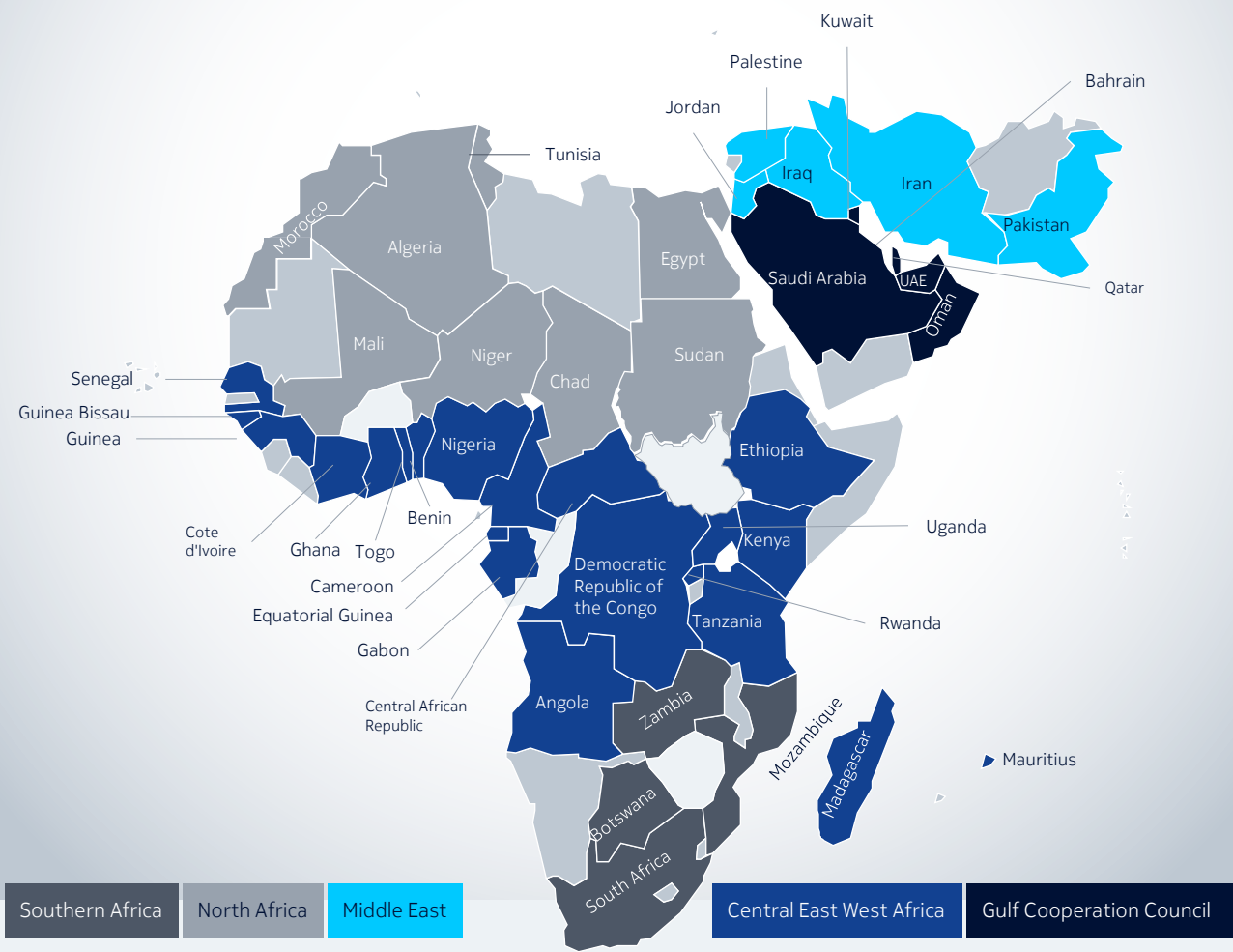
Middle East & Africa Broadband Index Report

July 2022

About the report

Nokia’s Middle East and Africa (MEA) Broadband Index report is on mobile broadband performance in MEA region. It aims to provide valuable insight, data and analysis on mobile broadband subscribers, coverage, ARPU and its traffic growth in MEA region as well its respective sub-regions (Southern Africa, North Africa, Middle East, Central East West Africa and Gulf corporation Council (GCC).

The report has been created based on Nokia’s Intelligence and using data from various 3rd party sources. It analyses mobile broadband traffic trends only at a consolidated level and does not intend to provide a comparative analysis of data growth for different operators.



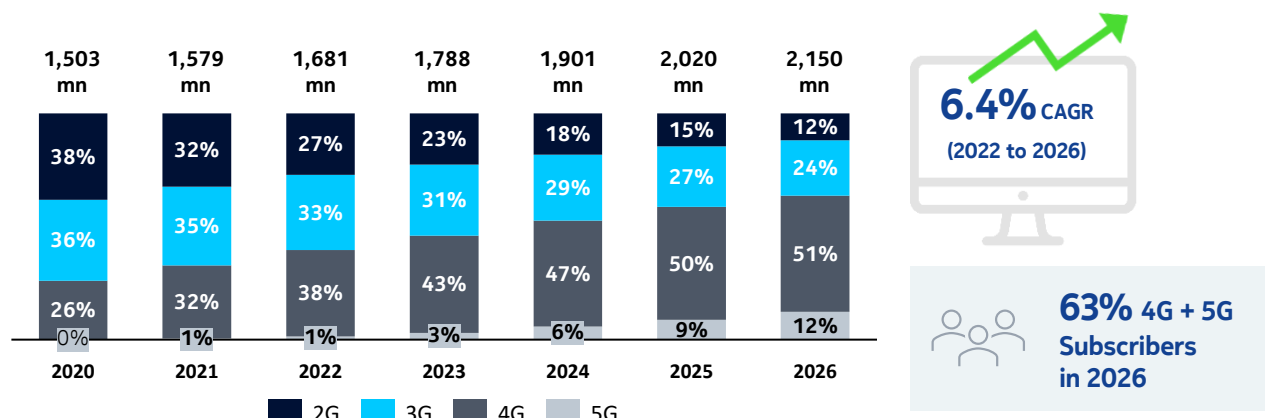
01	Overview of MEA region	
1.1	Subscribers share by technology and type of device	03
1.2	A look at Revenues and ARPUs	04
1.3	Data and voice traffic	05
1.4	Categorization of total data traffic by generation, application and device type	06
1.5	Data and voice traffic – Region and sub-region	07
1.6	Quality of service indicators and broadband coverage	08
02	Broadband overview of Gulf Cooperation Council region	09
03	Broadband overview of Southern Africa region	13
04	Broadband overview of North Africa region	17
05	Broadband overview of Middle East region	21
06	Broadband overview of Central East West Africa region	25

4G will dominate MEA till 2026; 5G is growing steadily



5G adoption is increasing marginally whereas 4G adoption is growing continuously

Subscribers share by technology across MEA



4G adoption to account for 51% of total subscribers by 2026.

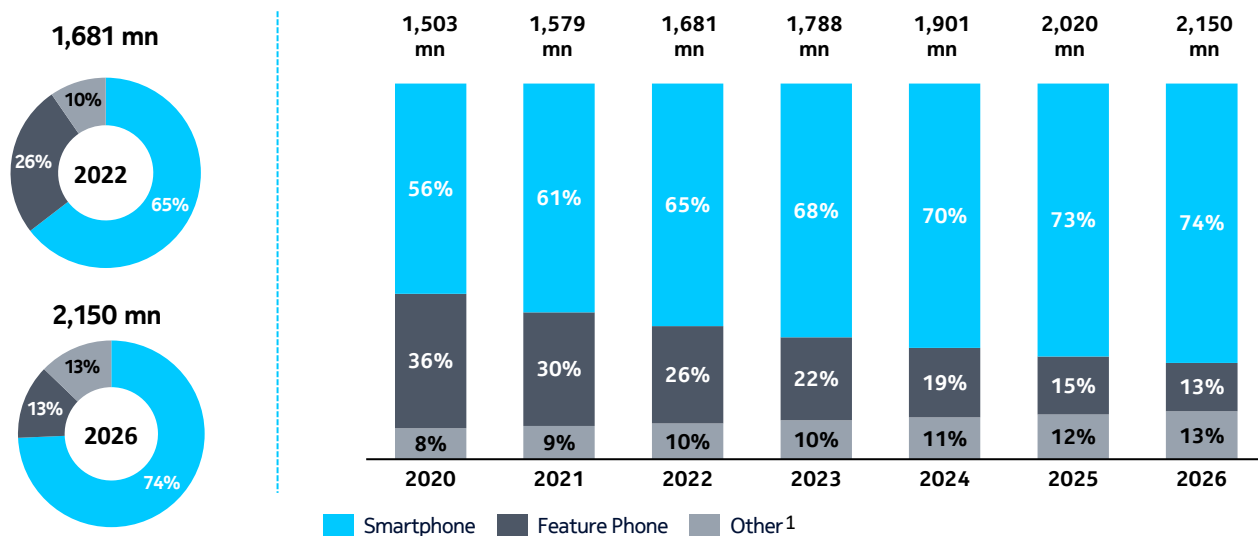
5G adoption in is estimated to reach **263 mn (12%)** subscribers by 2026, majorly driven by GCC² (**64%**), Nigeria, North and south African³ countries.

Currently, majority of operators are investing in expanding the coverage of their 5G networks.



Smartphone subscription to remain highest across subscription by type of device

Subscription by type of device across MEA

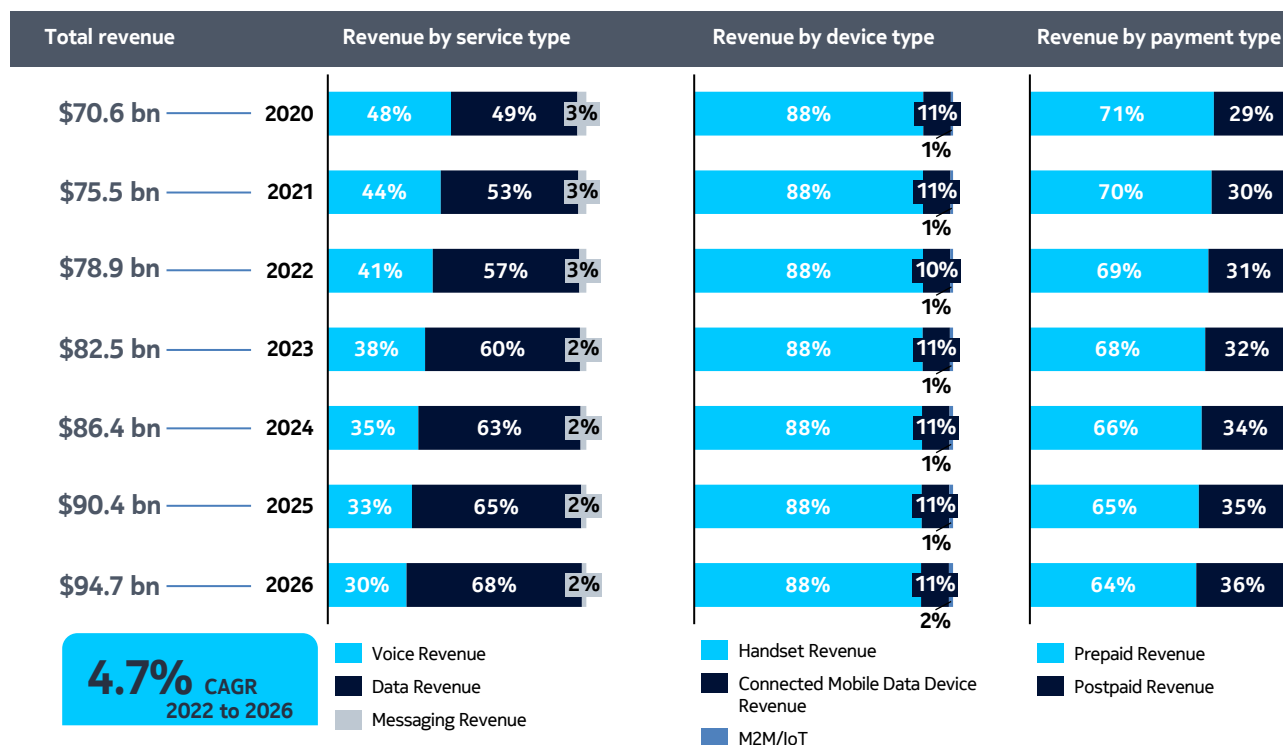


Rising 5G adoption in MEA market is leading to mass production of more affordable 5G devices; subscription by feature phones is declining as operators are moving towards 4G and 5G.

Source: GlobalData | 1. Other includes data card, tablet and M2M/IoT | 2. GCC countries: Bahrain, Kuwait, Oman, Qatar, Saudi Arabia, UAE | 3. North African countries: Algeria, Chad, Egypt, Mali, Morocco, Niger, Sudan, Tunisia

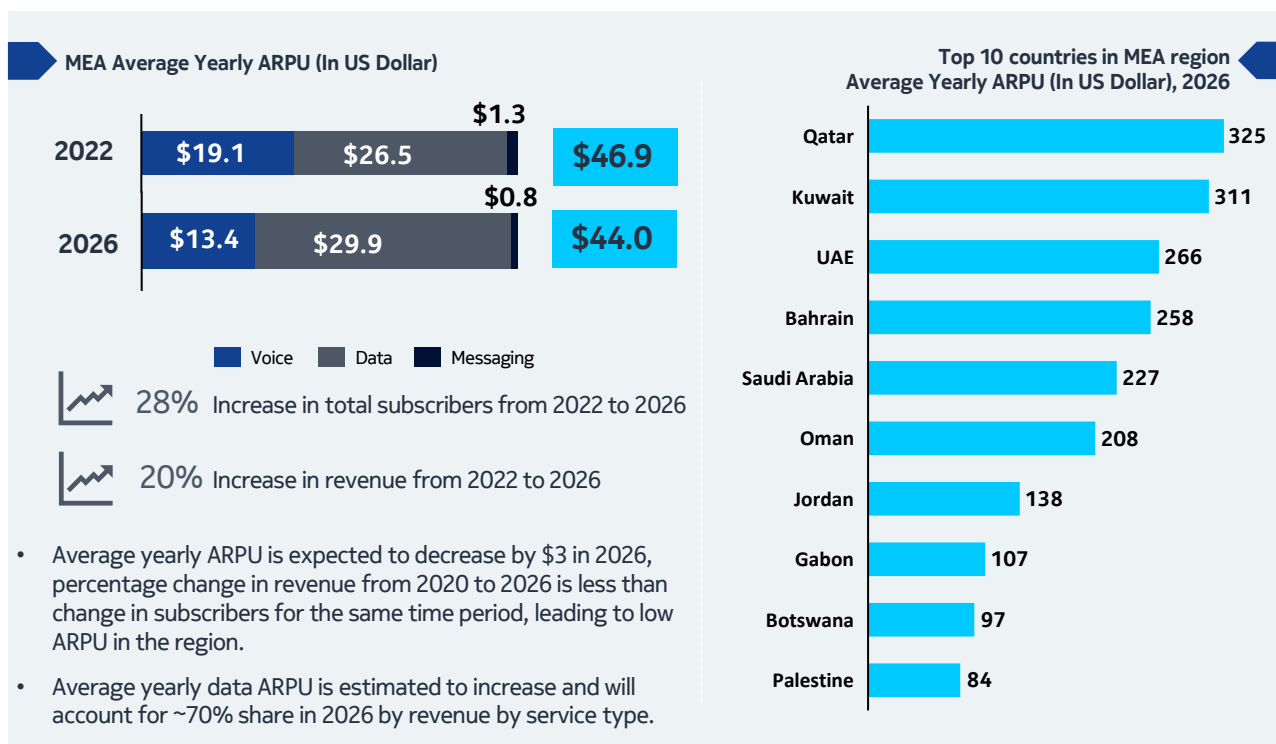
Note: Totals may not add up or exceeds due to rounding

MEA's total mobile revenue is projected to grow at a CAGR of 4.7% between 2022-2026; ARPU is declining



Driven by rollout of high speed networks and increasing smartphone adoption, data revenue is estimated to reach ~\$64 bn (68%) by 2026.

Postpaid revenue is increasing and projected to reach ~\$34 bn by 2026.



Source: GlobalData

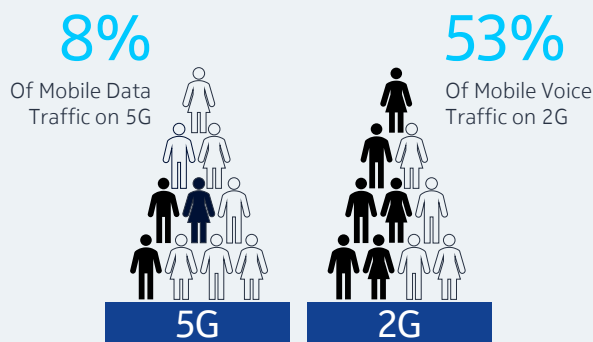
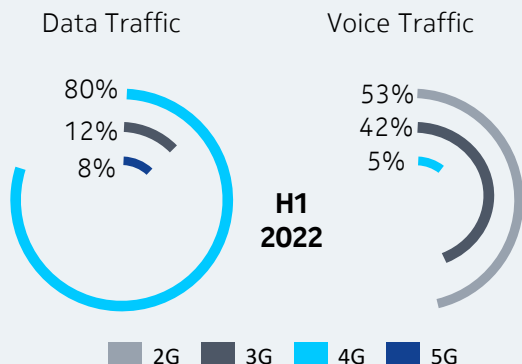
Note: ARPU by service type is calculated based on voice/data/messaging revenue divided by total subscribers

H1 2022 : 4G carries 80% of MEA Mobile Data Traffic



2G still the main dominant layer for voice traffic while gradual shift toward VoLTE

Traffic share by technology across MEA



YoY decline in 3G data traffic volume. Total 3G traffic ratio in H1 2022 is about 12% of overall MEA traffic.

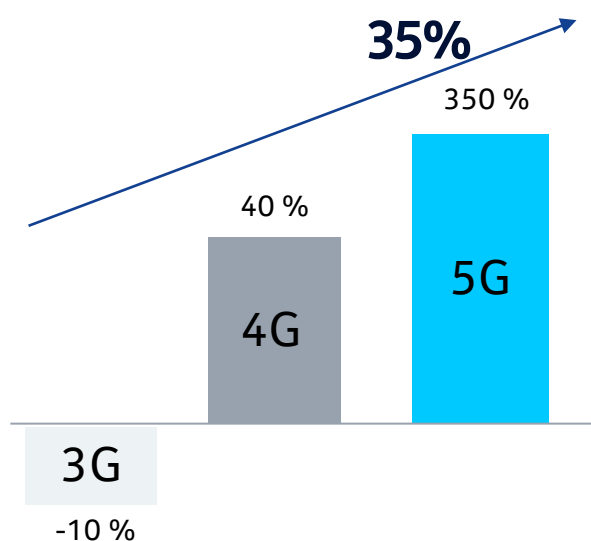
4G remain the main technology servicing data users. 80% of overall MEA generated data traffic carried by 4G.

2G Voice Traffic ratio decline gradually with shift of traffic toward 3G and 4G VoLTE.

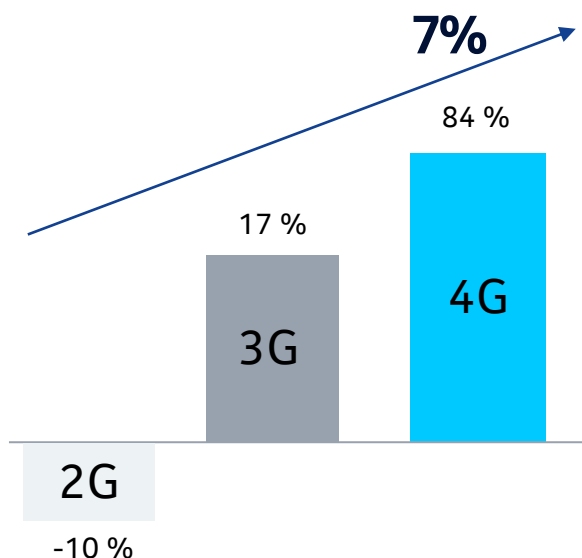


Average YoY increase of 35% in Data traffic. 7% increase in voice traffic in 2021

Data Traffic Increase in 2021



Voice Traffic Increase in 2021



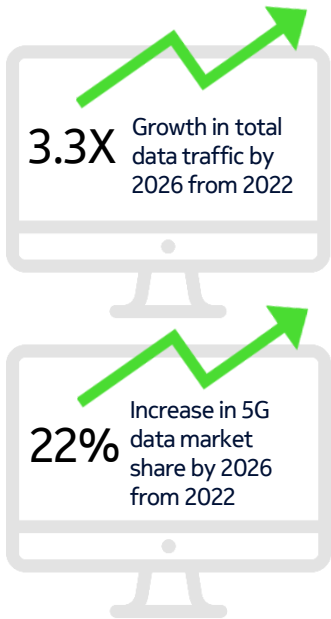
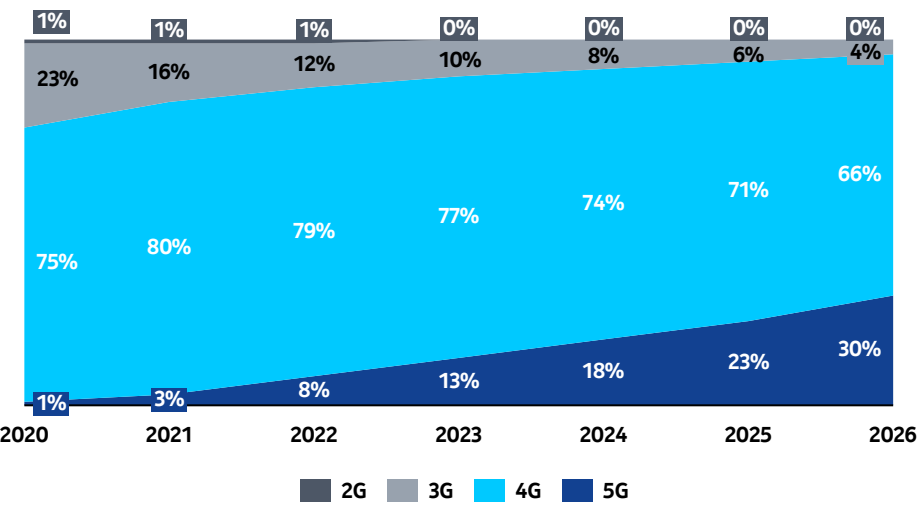
Declining traffic in 2G and 3G drive Spectrum re-farming toward advanced technologies of 4G and 5G.

Source: NOKIA Intelligence

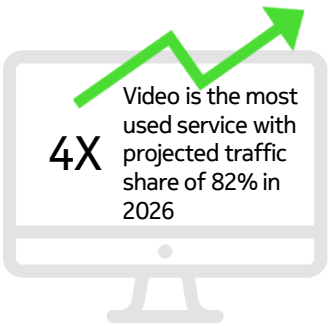
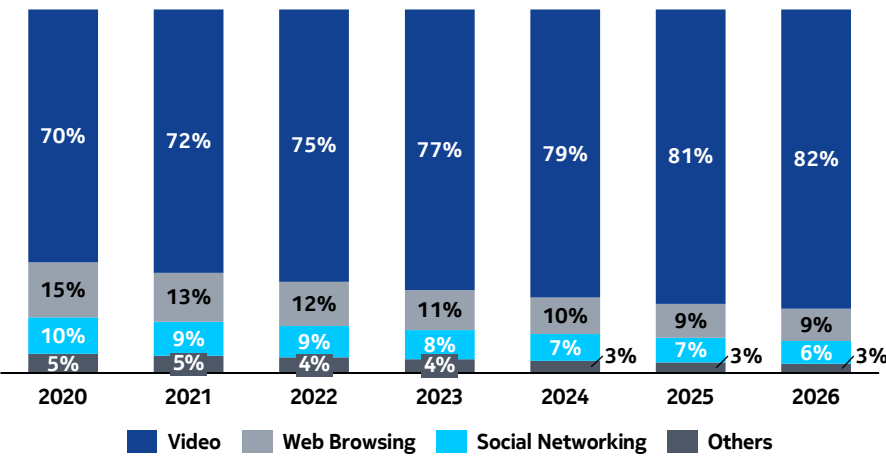
Note: Totals may not add up or exceeds due to rounding

Total data traffic to increase significantly in the next 4 years with a CAGR of 35%; 4G and 5G to drive more than 90% of data traffic by 2026

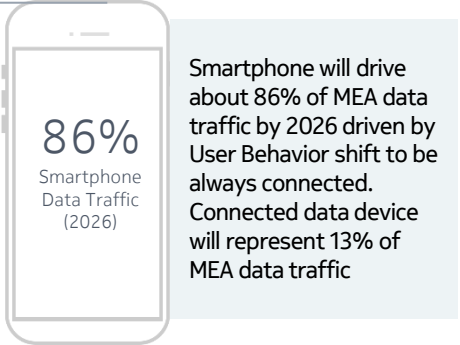
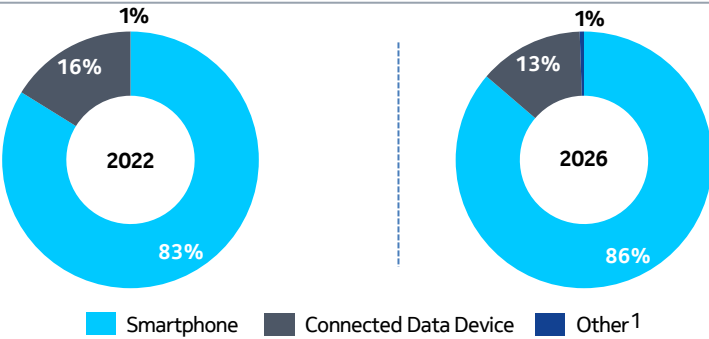
Forecasted Data Traffic Migration (By Technology)



Total Data Traffic (By Application)



Total Data Traffic (By Device Type)

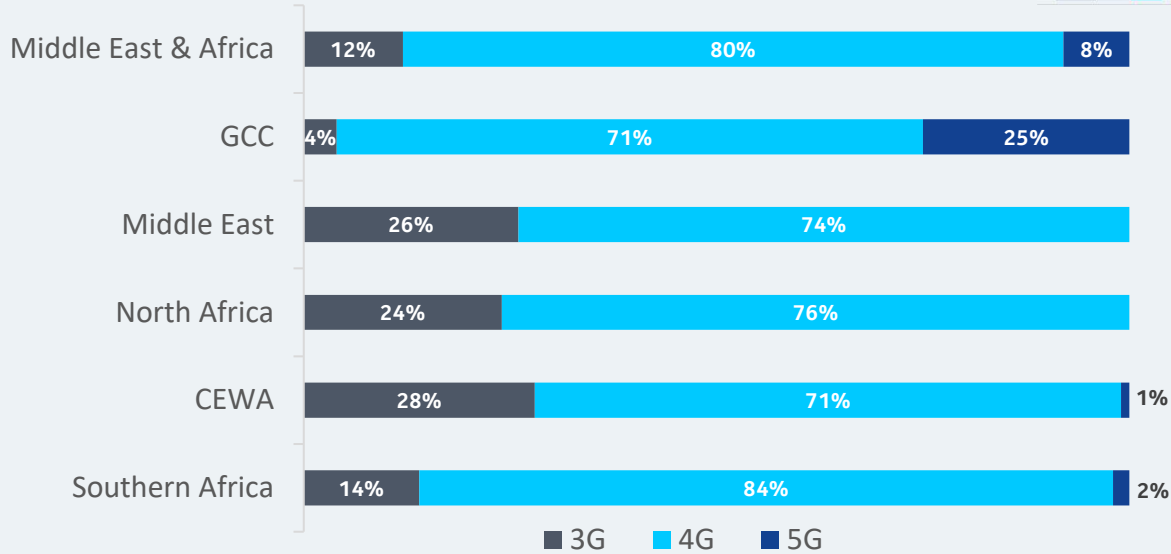


Source: GlobalData | 1. Other Includes feature phone and M2M
Note: Slightly adjustment made in total data traffic by generation share due to rounding off

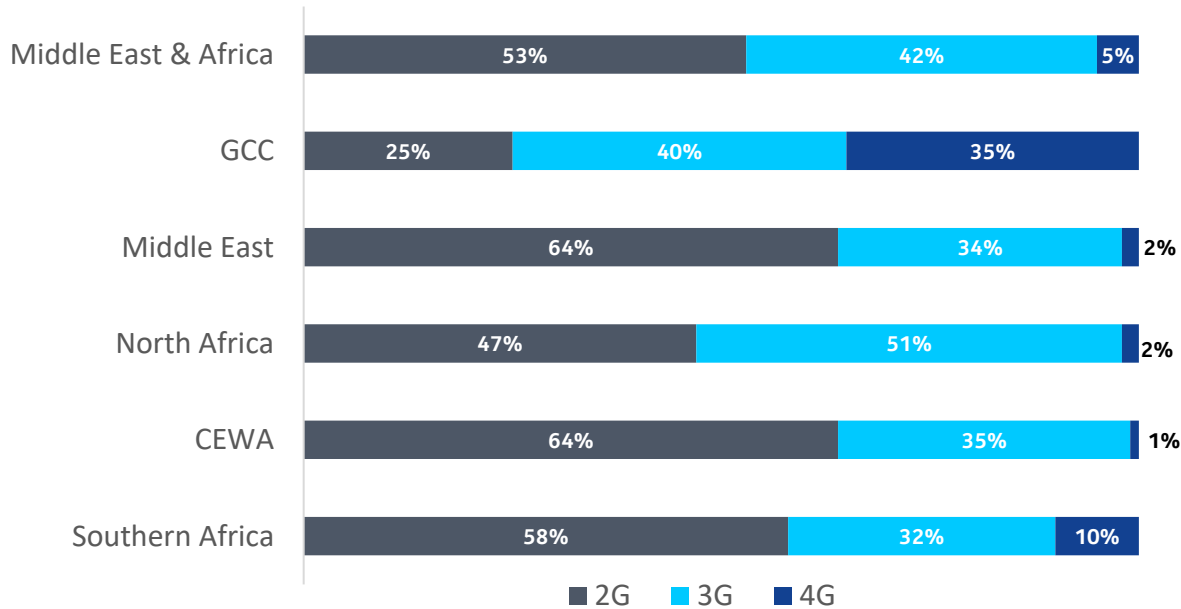
Traffic split per region for voice and data (H1 2022)



Data Traffic



Voice Traffic



Faster adoption of 5G and VoLTE services observed in GCC countries as compared to rest of MEA.

Source: NOKIA Intelligence
Note: Totals may not add up or exceeds due to rounding

Quality of Service Indicators

66 ms

Region	Number of Countries
GCC ²	48
Southern Africa	49
North Africa	55
Middle East	91
CEWA ¹	106

9 mbps

Region	Projects in Pipeline
CEWA	7
Middle East	8
GCC	9
Southern Africa	9
North Africa	10

18 mbps

Region	Average Download Speed (mbps)
CEWA	13
Middle East	14
North Africa	19
Southern Africa	21
GCC	22

-

8

Gulf Cooperation Council

- [Subscribers share by technology and type of device](#)
- [A look at the revenues and ARPUs](#)
- [Categorization of the total data traffic by generation, application and device type](#)



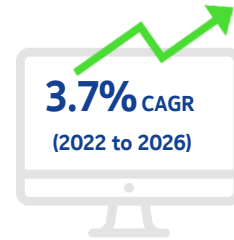
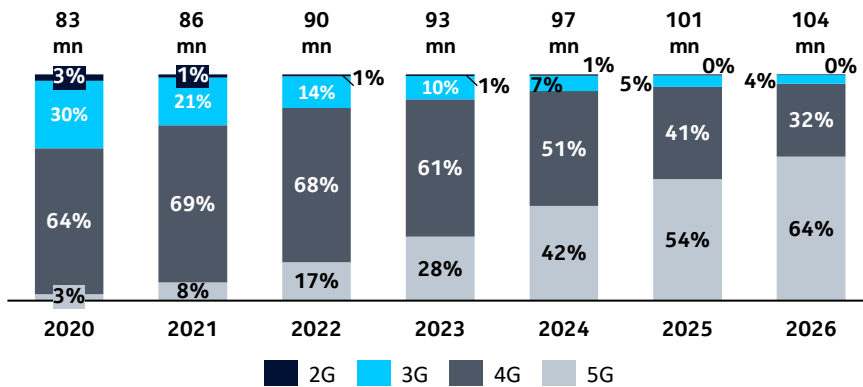
Gulf Cooperation Council

4G to dominate till 2024, 5G footprint increasing rapidly with a CAGR of 44.8% from 2022 to 2026



Mobile subscribers to grow by 14 mn by 2026 from 2022, Saudi Arabia to contribute more than 50% of new subscribers

Subscribers share by technology across GCC



96% 4G + 5G
Subscribers
in 2026

4G subscribers are decreasing while 5G subscribers are set to reach 66 mn by 2026 (64% of total subscribers).

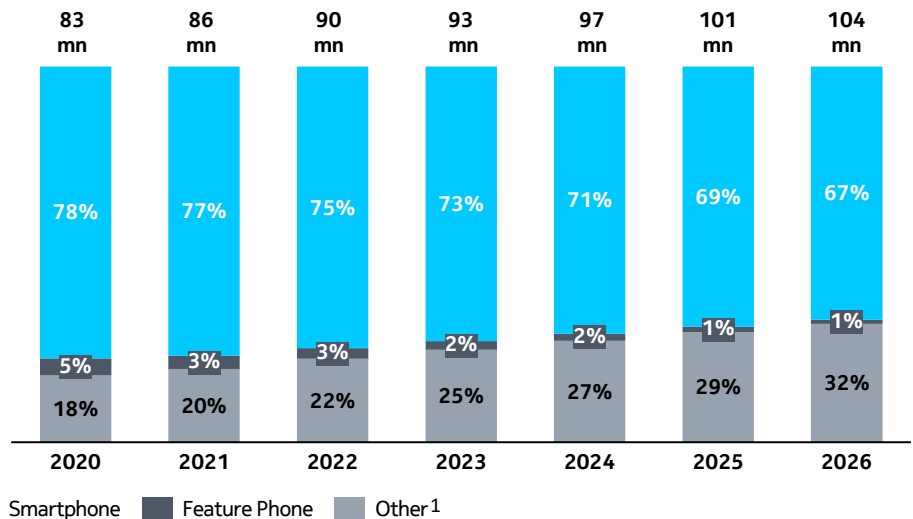
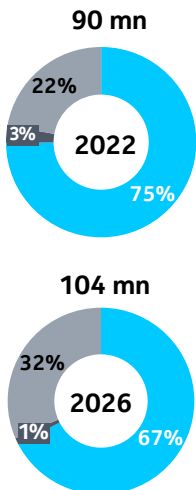
With focus on increasing 5G network coverage, 5G adoption is rising across the region; operators are promoting 5G incremental benefits as well.

At the end of March 2022, all countries in the region had launched 5G services commercially, **Bahrain and Kuwait** have nationwide 5G coverage.



Smartphone subscribers share is declining across by type of device, however it will continue to dominate the market

Subscription by type of device across GCC

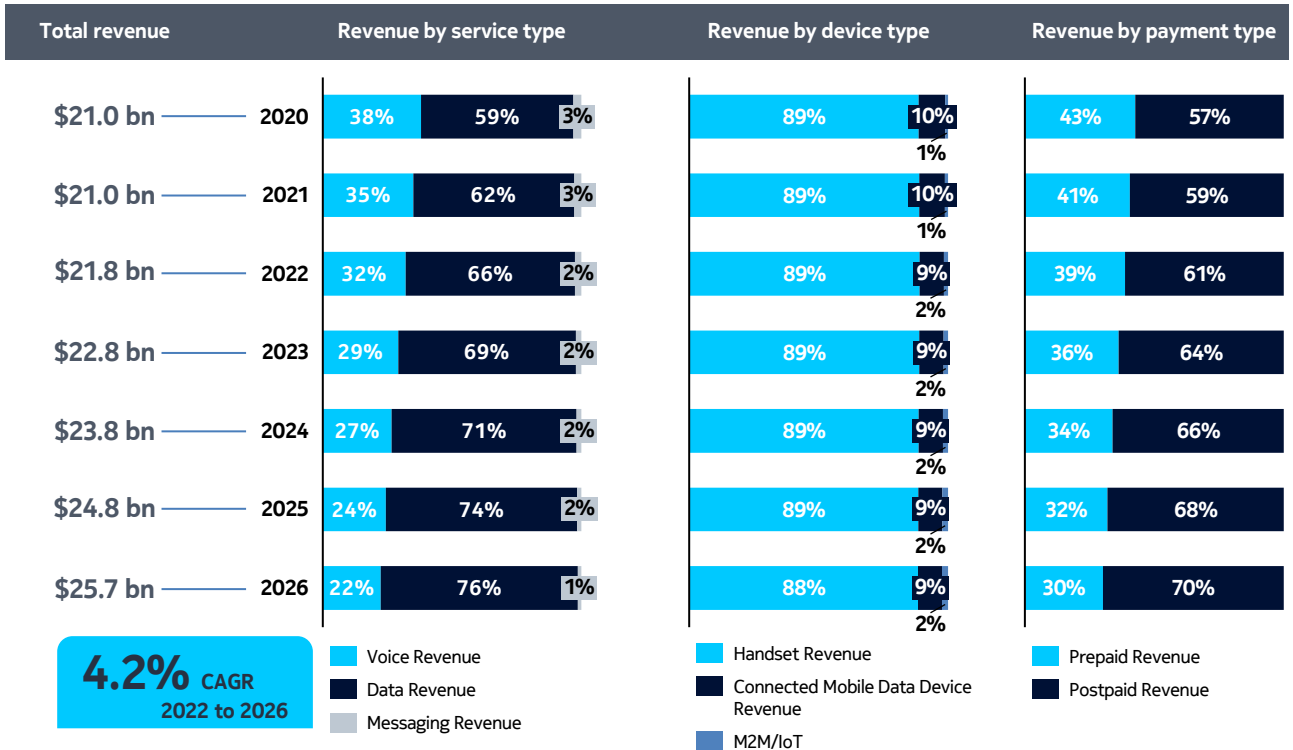


Smartphone subscribers to reach 70.3 mn by 2026; data card, tablet and M2M subscribers are projected to grow ~2X from 2022 to 2026.

Source: GlobalData

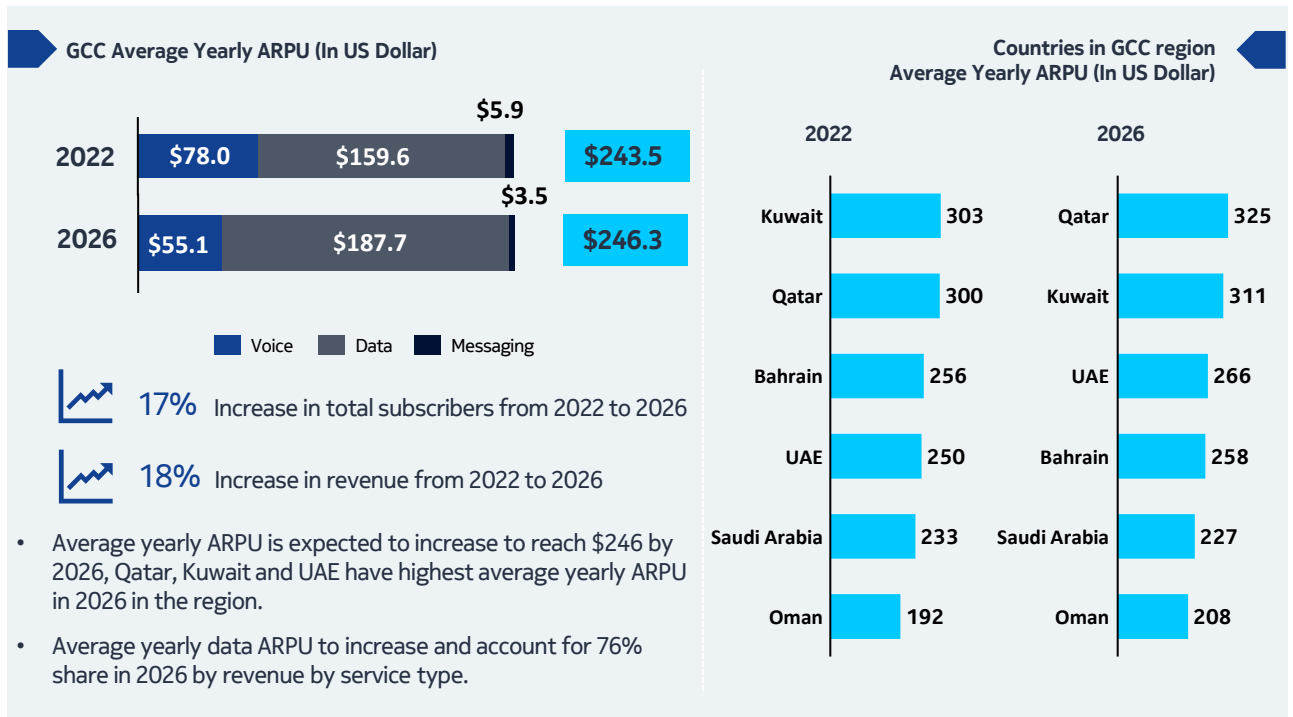
Note: Totals may not add up due to rounding | 1. Other includes data card, tablet and M2M/IoT

Mobile revenue to grow with a CAGR of 4.2% during forecasted period (2022-2026); ARPU is showcasing an increasing trajectory



By the end of 2026, data revenue is estimated to reach \$19.5 bn (**76% of total revenue**) whereas voice revenue will stand at \$5.7 bn.

Postpaid revenue is increasing and projected to reach **\$17.9 bn** by 2026.

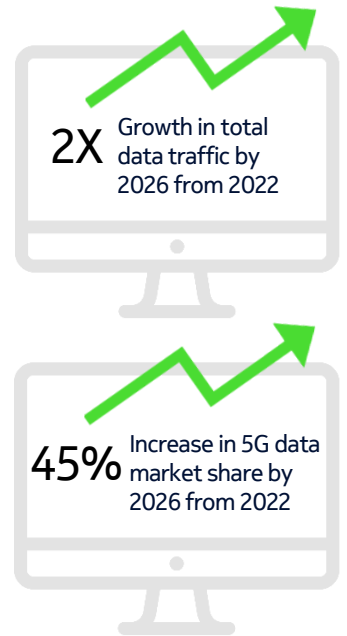
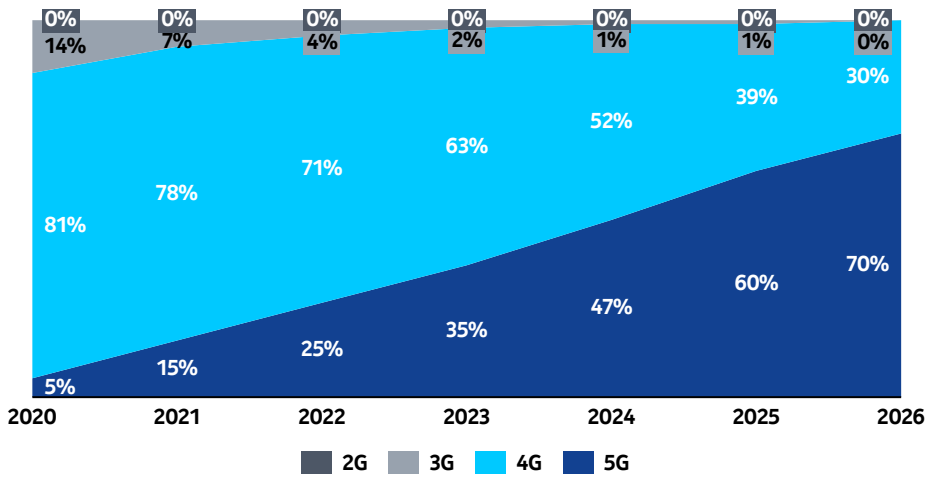


Source: GlobalData

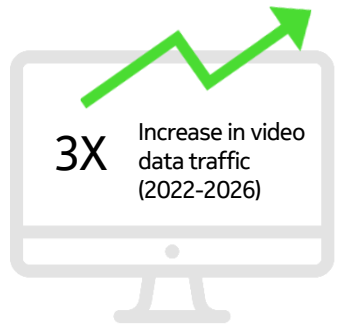
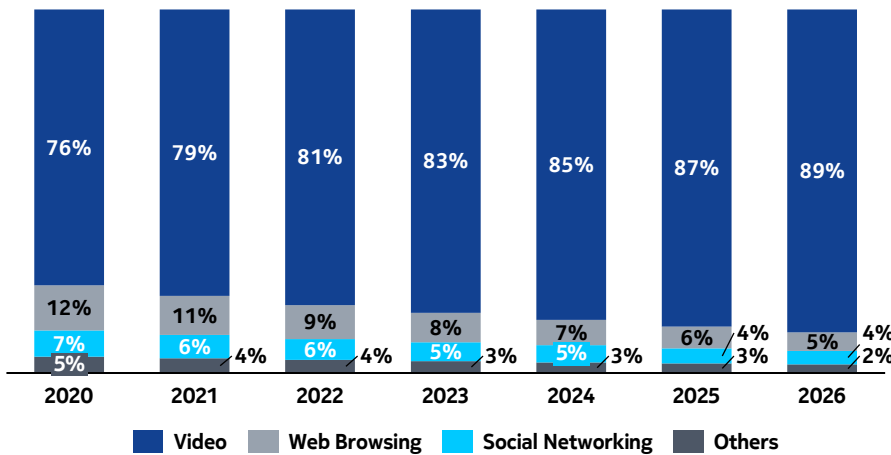
Note: ARPU by service type is calculated based on voice/data/messaging revenue divided by total subscribers

5G to drive majority of total data traffic by 2026, 6X growth in 5G data traffic from 2022 to 2026

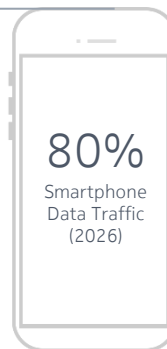
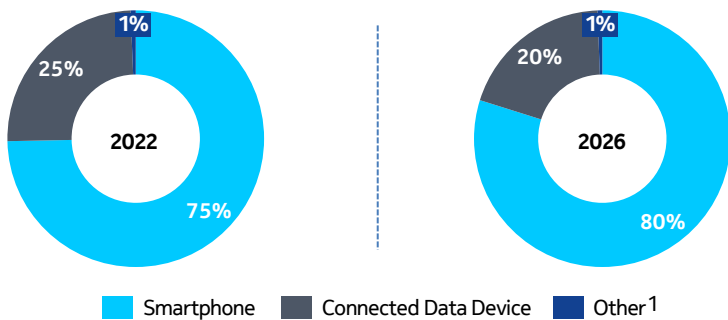
Forecasted Data Traffic Migration (By Technology)



Total Data Traffic (By Application)



Total Data Traffic (By Device Type)*



Driven by high smartphone penetration, 80% of total data traffic in the GCC region is expected to be carried by smartphones in 2026.

Source: GlobalData | 1. Other Includes feature phone and M2M

Note: Slightly adjustment made in total data traffic by generation share due to rounding off

*Totals may not add up or exceed due to rounding

Southern Africa

- [Subscribers share by technology and type of device](#)
- [A look at the revenues and ARPUs](#)
- [Categorization of the total data traffic by generation, application and device type](#)



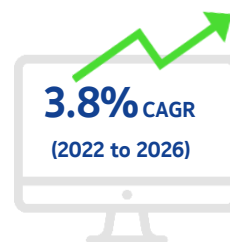
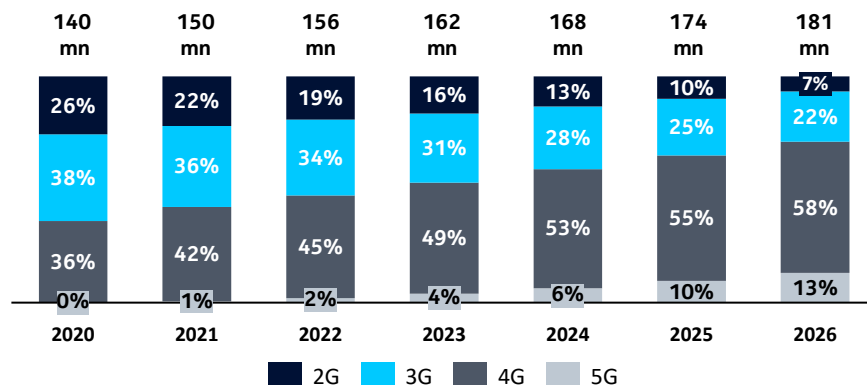
Southern Africa

4G is still growing in Southern African region; South Africa dominating 5G market in the region



South Africa contributes more than 70% of subscribers in Southern Africa region, expected to reach 128 mn subscribers by 2026

Subscribers share by technology across Southern Africa



71% 4G + 5G
Subscribers
in 2026

4G subscribers are dominating the Southern Africa region, projected to reach 105 mn (**58% of total subscribers**) by 2026 while 5G adoption increasing steadily.

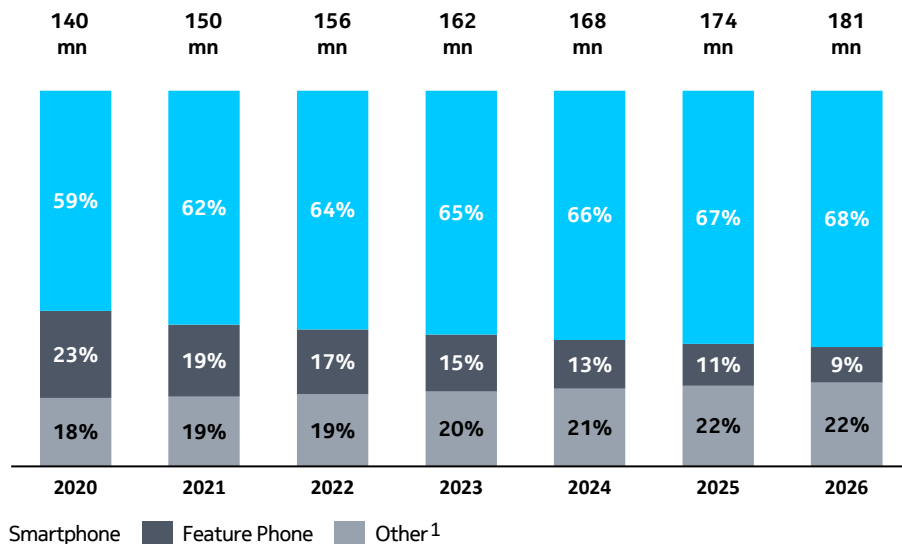
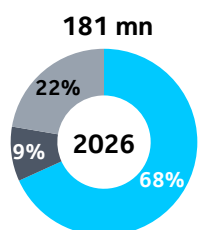
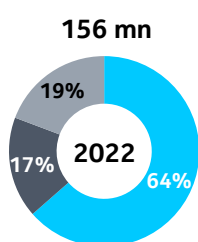
South Africa: Highest 4G and 5G subscribers across the region (2026).
4G - 82 mn (**78% of total 4G subscribers**)
5G - 22 mn (**94% of total 5G subscribers**)

Operators across Southern African region are stepping up efforts to migrate existing 2G and 3G customers to 4G networks.



Smartphone subscription is projected to reach 124 mn by 2026, feature phone subscription are on a downward trajectory

Subscription by type of device across Southern Africa



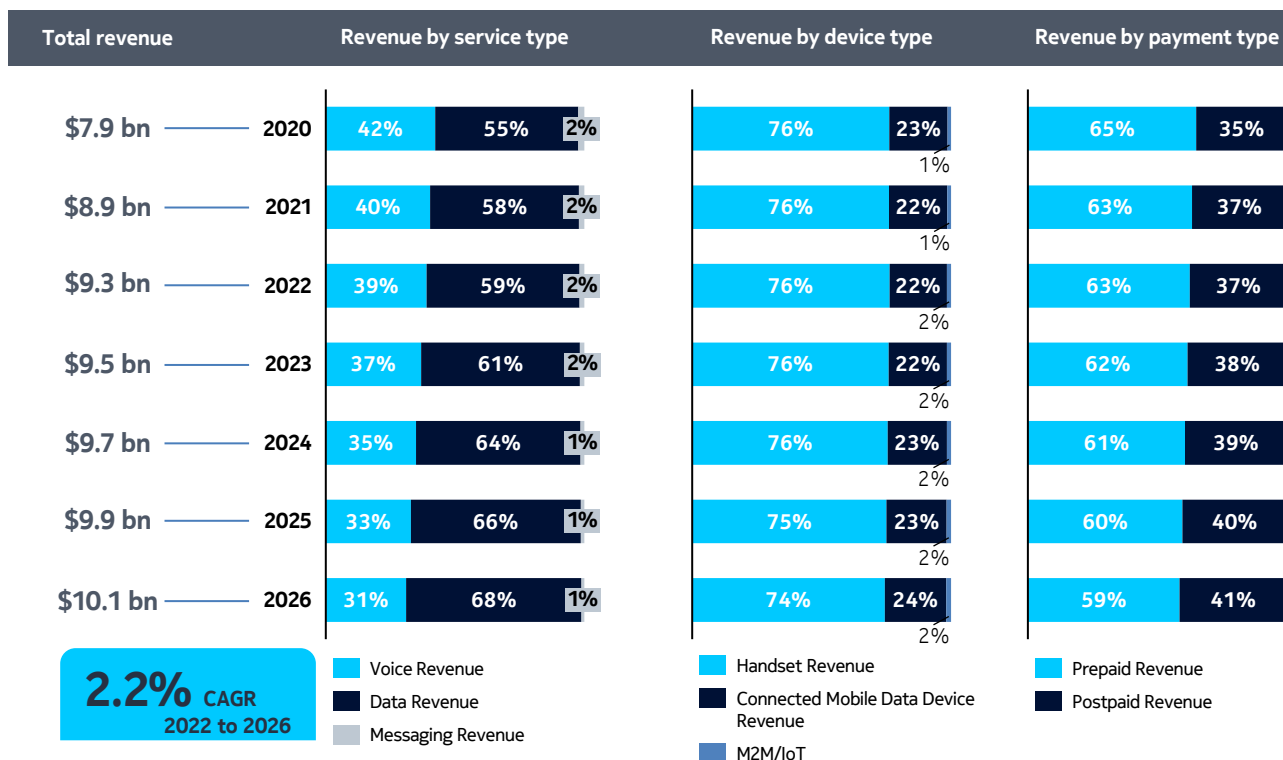
Smartphone subscribers increasing with a CAGR of 5.7% from 2022 to 2026.

Source: GlobalData

1. Other includes data card, tablet and M2M/IoT

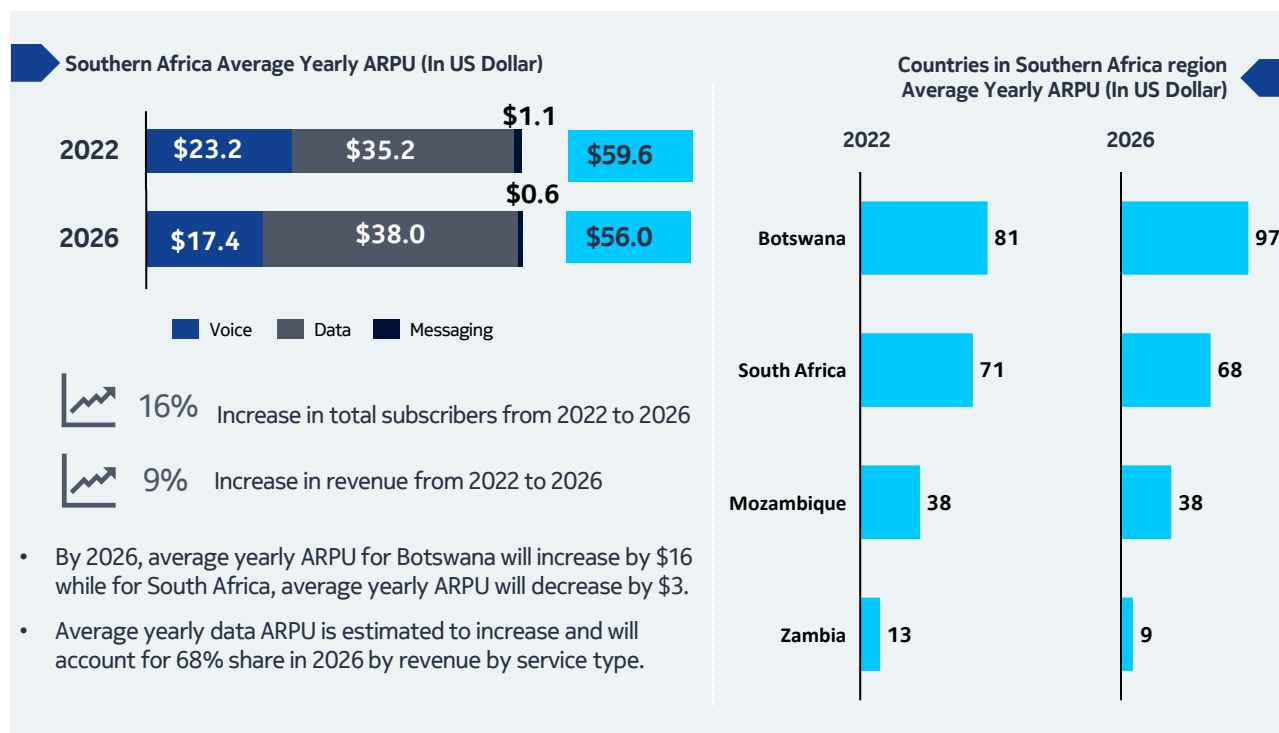
Note: Totals may not add up due to rounding

Southern Africa's mobile revenue to increase marginally in the next 4 years; ARPU is diminishing



Data revenue is estimated to reach **\$6.8 bn (68%)** by 2026, voice revenue is projected to stand at **\$3.1 bn** for the same time period.

Postpaid revenue is increasing and estimated to reach **\$4.2 bn** by 2026.

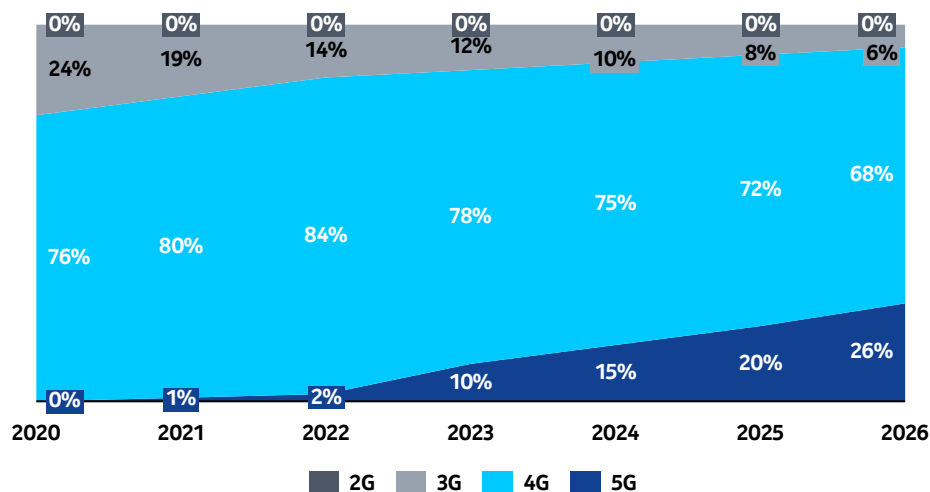


Source: GlobalData

Note: ARPU by service type is calculated based on voice/data/messaging revenue divided by total subscribers

Majority of data traffic is driven by 4G; 5G to contribute more than one-fifth of data traffic by 2026

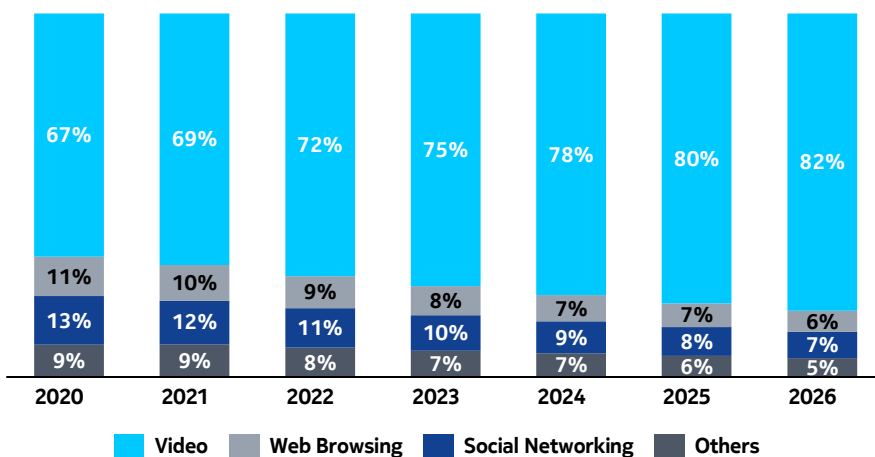
Forecasted Data Traffic Migration (By Technology)



2.8X Growth in total data traffic by 2026 from 2022

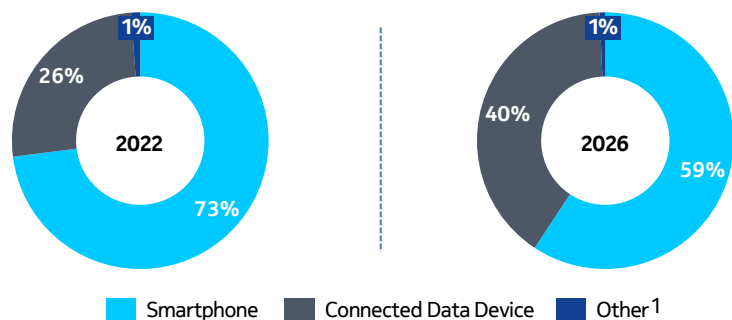
24% Increase in 5G data market share by 2026 from 2022

Total Data Traffic (By Application)



3X Increase in video data traffic (2022-2026)

Total Data Traffic (By Device Type)



40%
Connected data device Traffic (2026)

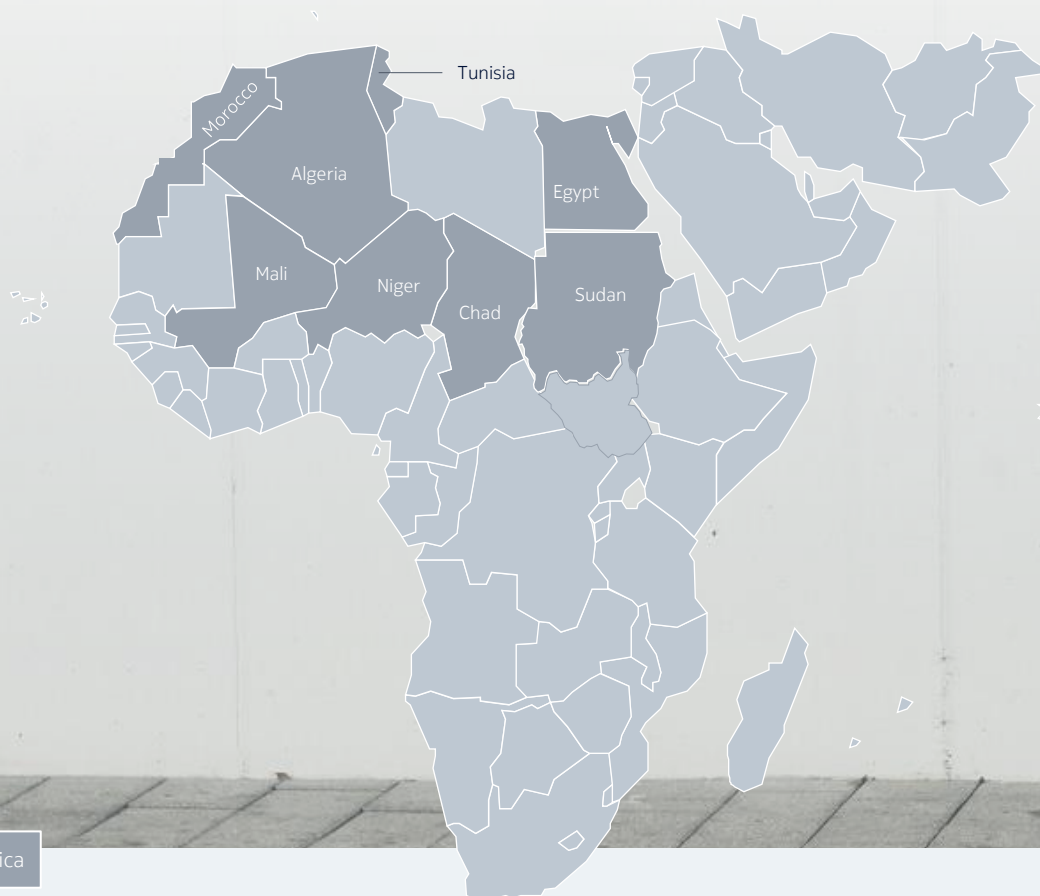
By 2026, data traffic is expected to shift from smartphones to connected data devices such as the internet of things (connected appliances, smart home, smart cities).

Source: GlobalData

1. Other Includes feature phone and M2M

North Africa

- [Subscribers share by technology and type of device](#)
- [A look at the revenues and ARPUs](#)
- [Categorization of the total data traffic by generation, application and device type](#)



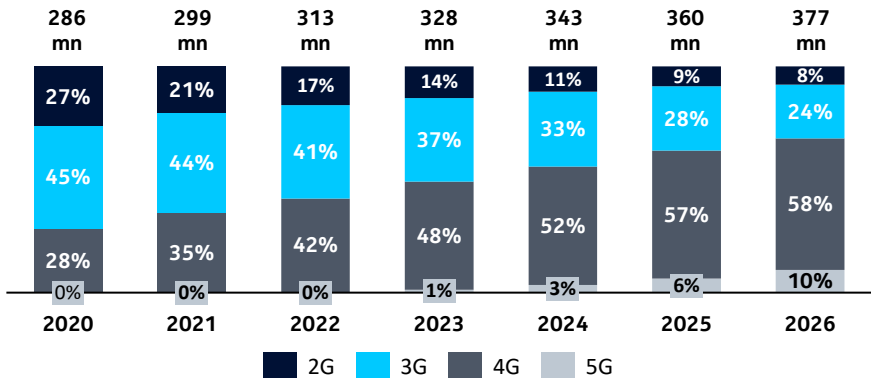
North Africa

4G to rule North Africa region till 2026 with a growth of ~2x from 2022 to 2026



North Africa region is mainly dominated by 4G network. However, efforts are being made to increase 5G footprints across the region

Subscribers share by technology across North Africa



4G subscribers to reach 218 mn (**58% of total subscribers**) by 2026; 5G subscribers estimated to reach ~38 mn (**10% of total subscribers**) for the same time period.

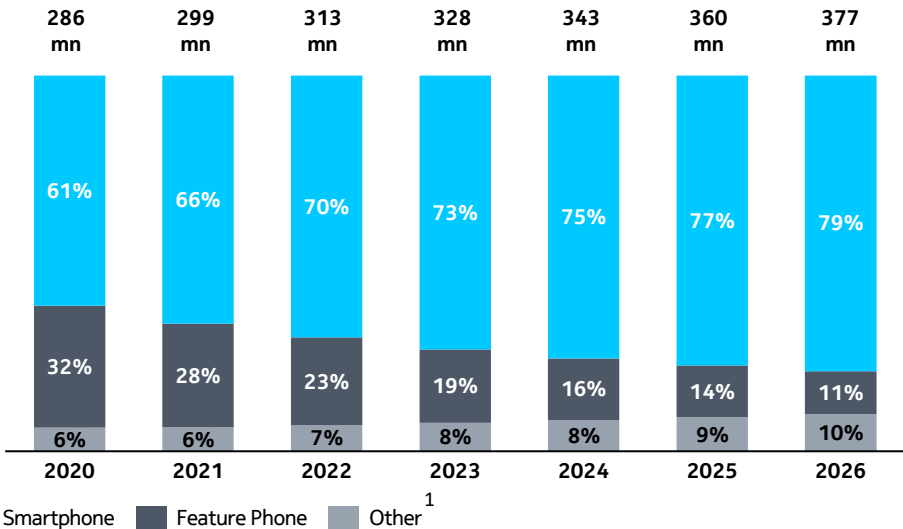
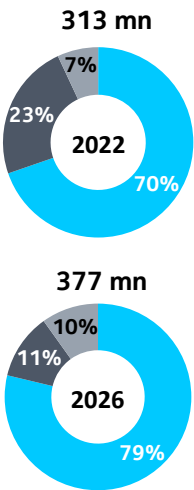
By 2026, **Egypt** will have majority of subscribers (**31%**) followed by **Morocco (16%)** and **Algeria (15%)** in the region.

5G development has been slow in the region, governments and operators are making efforts to expand 5G network.



Across subscription by type of device, Smartphone subscription to remain highest in the North Africa region

Subscription by type of device across North Africa



Top 3 countries in North Africa by smartphone subscriptions (2026)

Egypt
105 mn

Morocco
54 mn

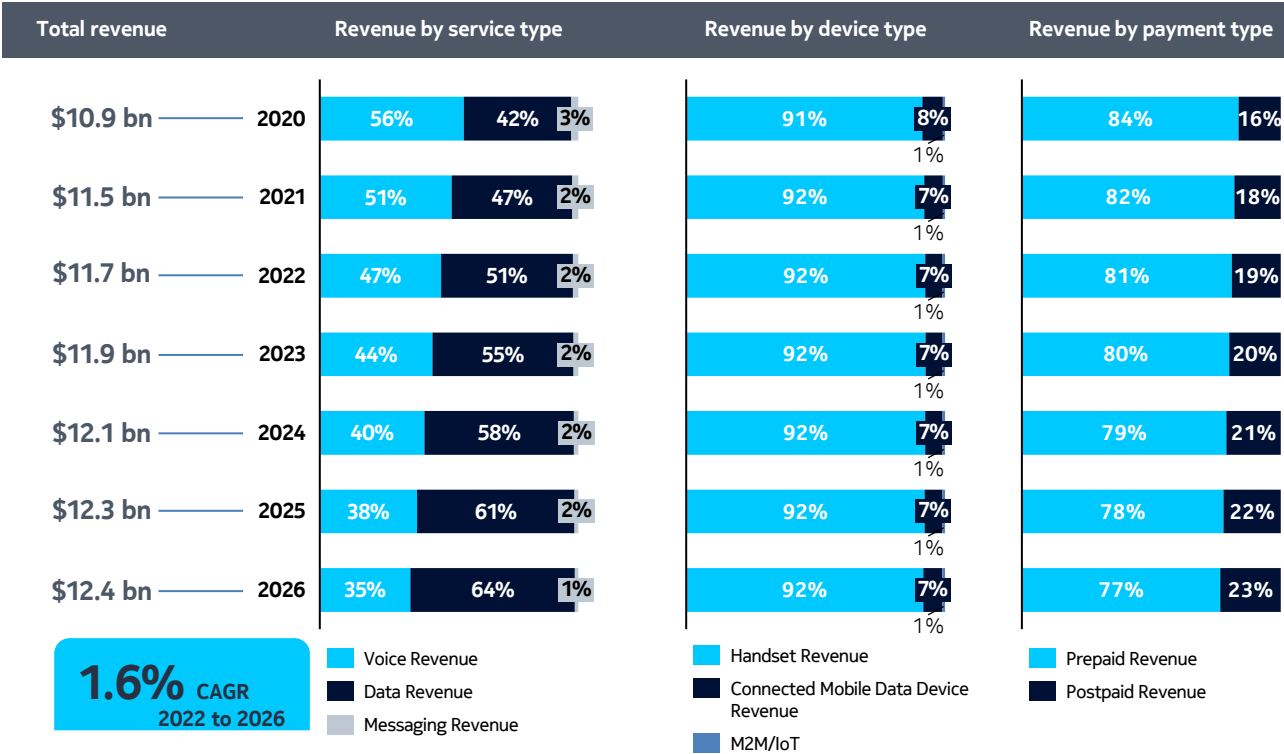
Algeria
50 mn

Source: GlobalData

1. Other includes data card, tablet and M2M/IoT

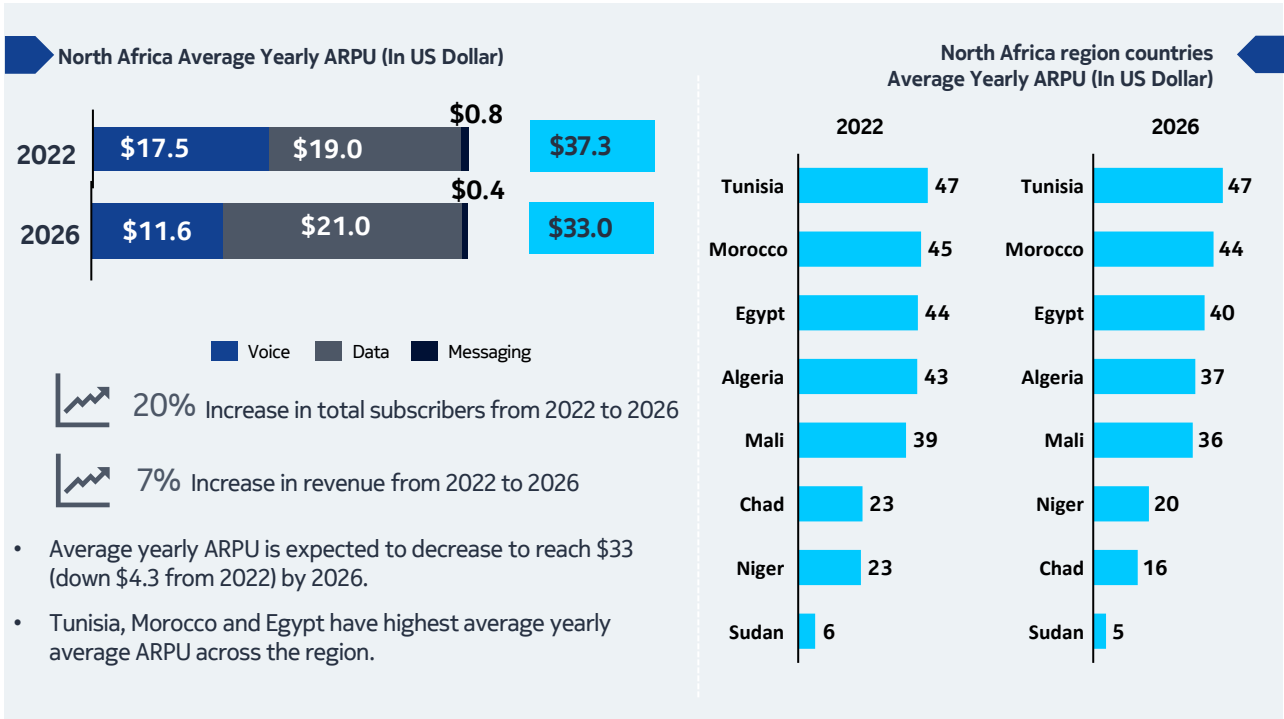
Note: Totals may not add up or exceed due to rounding

Between 2022 to 2026, total revenue to increase by 7%, however, ARPU to decline by \$4.3



Total revenue to increase marginally to reach \$12.4 bn by 2026, 1x growth in total revenue from 2022 to 2026.

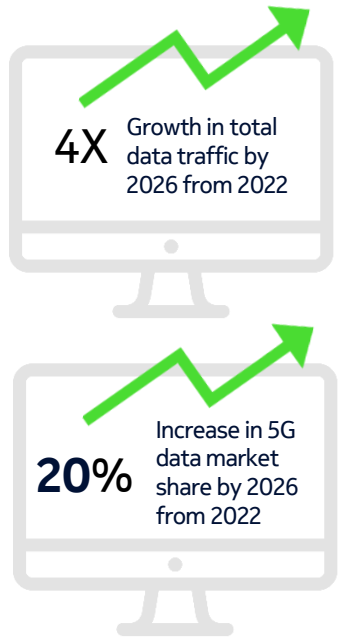
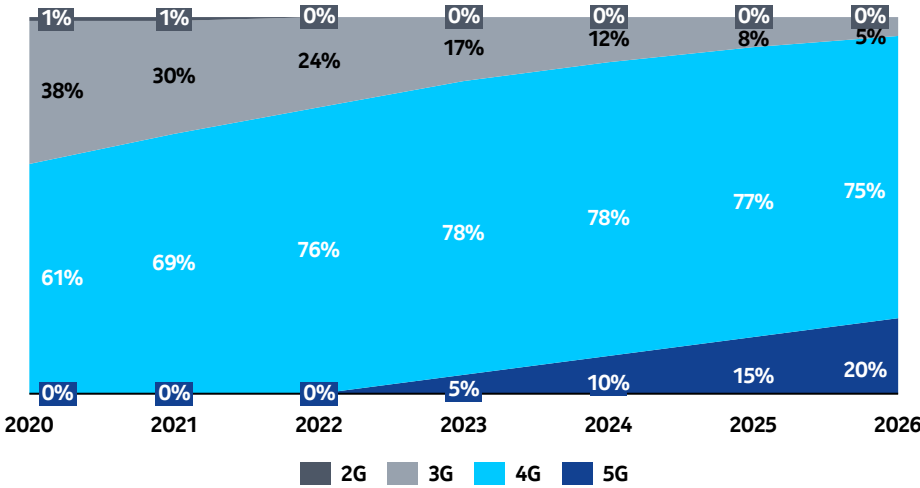
Postpaid revenue is increasing steadily and projected to reach \$2.9 bn by 2026.



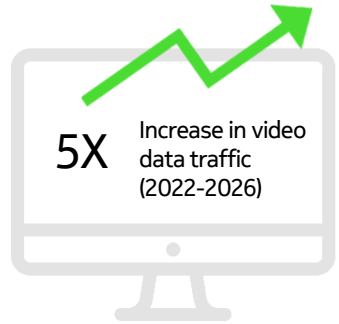
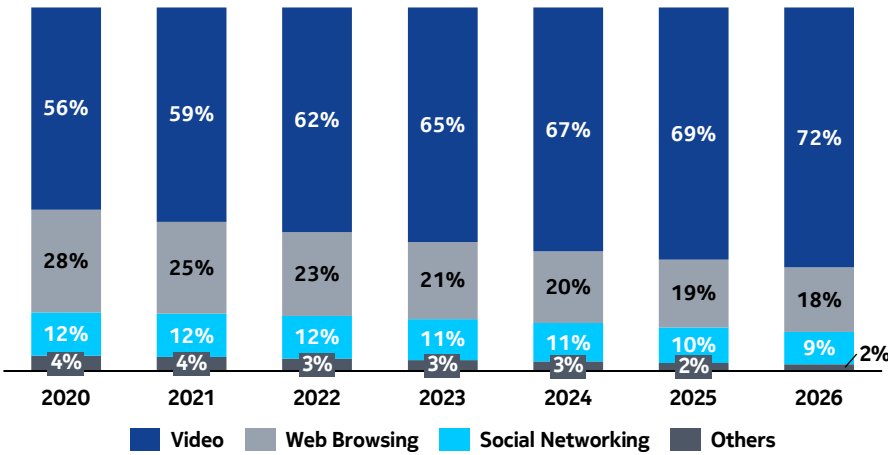
Source: GlobalData
 Note: ARPU by service type is calculated based on voice/data/messaging revenue divided by total subscribers

Total data traffic to increase considerably in the next 4 years with a CAGR of ~42%; 4G to drive 75% of total data traffic by 2026

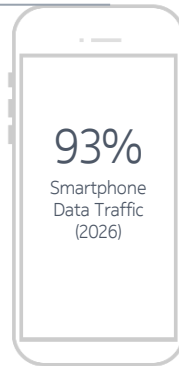
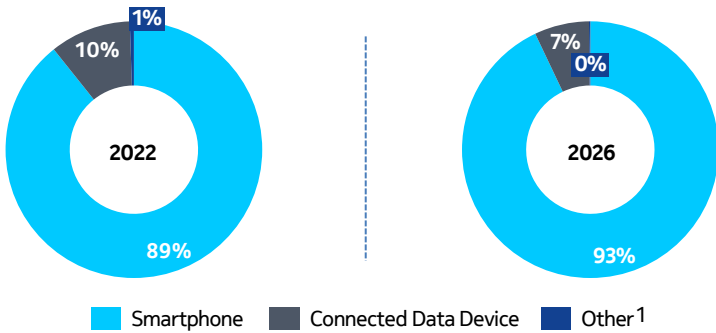
Forecasted Data Traffic Migration (By Technology)



Total Data Traffic (By Application)



Total Data Traffic (By Device Type)



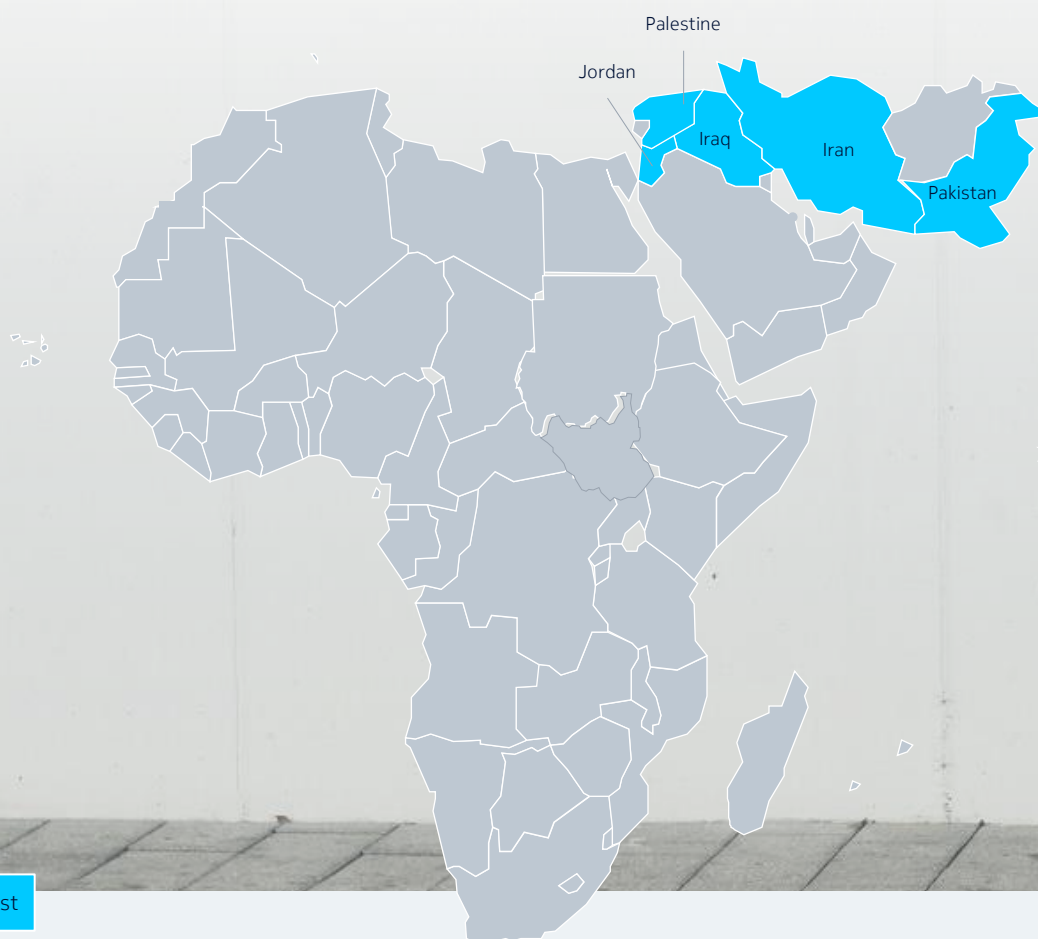
Smartphone data traffic to grow 4x from 2022 to 2026 and will account for more than 90% of total data traffic by 2026.

Source: GlobalData

1. Other Includes feature phone and M2M

Middle East

- [Subscribers share by technology and type of device](#)
- [A look at the revenues and ARPUs](#)
- [Categorization of the total data traffic by generation, application and device type](#)



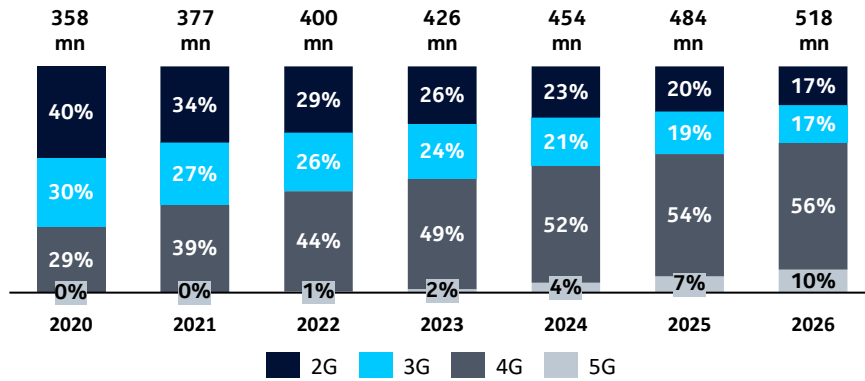
Middle East

4G to dominate middle east region until 2026 with a ~2x increase in subscribers from 2022 to 2026



Growth in total subscribers has been led by the increase in 4G subscribers

Subscribers share by technology across Middle East



66% 4G + 5G
Subscribers
in 2026

By 2026, 4G subscribers will account for more than half of total subscribers (**290 million**); 5G subscribers will rise at a CAGR of **123%** from 2022 to 2026.

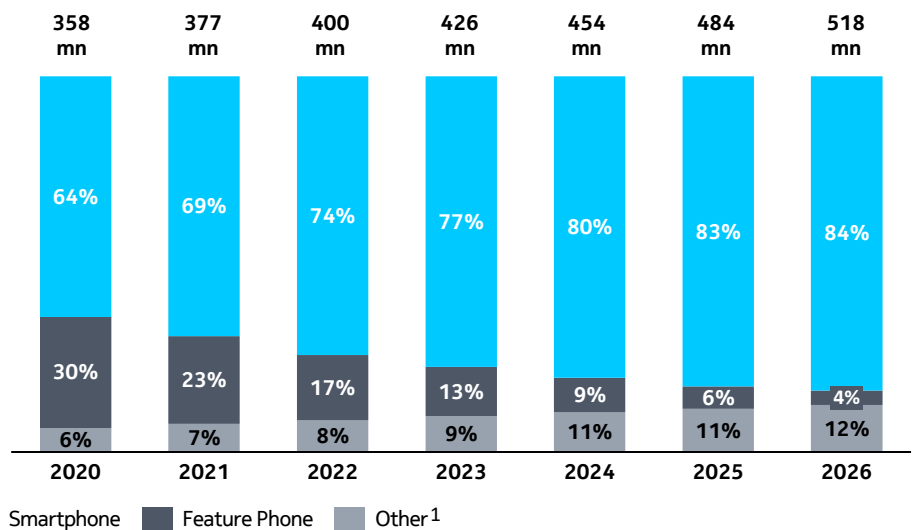
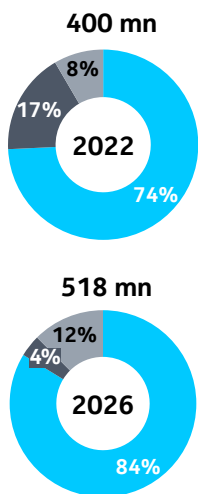
Pakistan will account for **55%** of total subscribers in the region by 2026 (up 4% from 2022), with Iran coming in second (**31%**).

Pakistan's broadband market is driven by 4G because only a small portion of the population can buy a 5G handset, whereas Iran has already begun commercial 5G services.



In terms of subscriptions by device type, the middle east region will continue to have the highest smartphone subscriptions

Subscription by type of device across Middle East



Top 3 countries in Middle East by smartphone subscriptions (2026)

Pakistan
235 mn

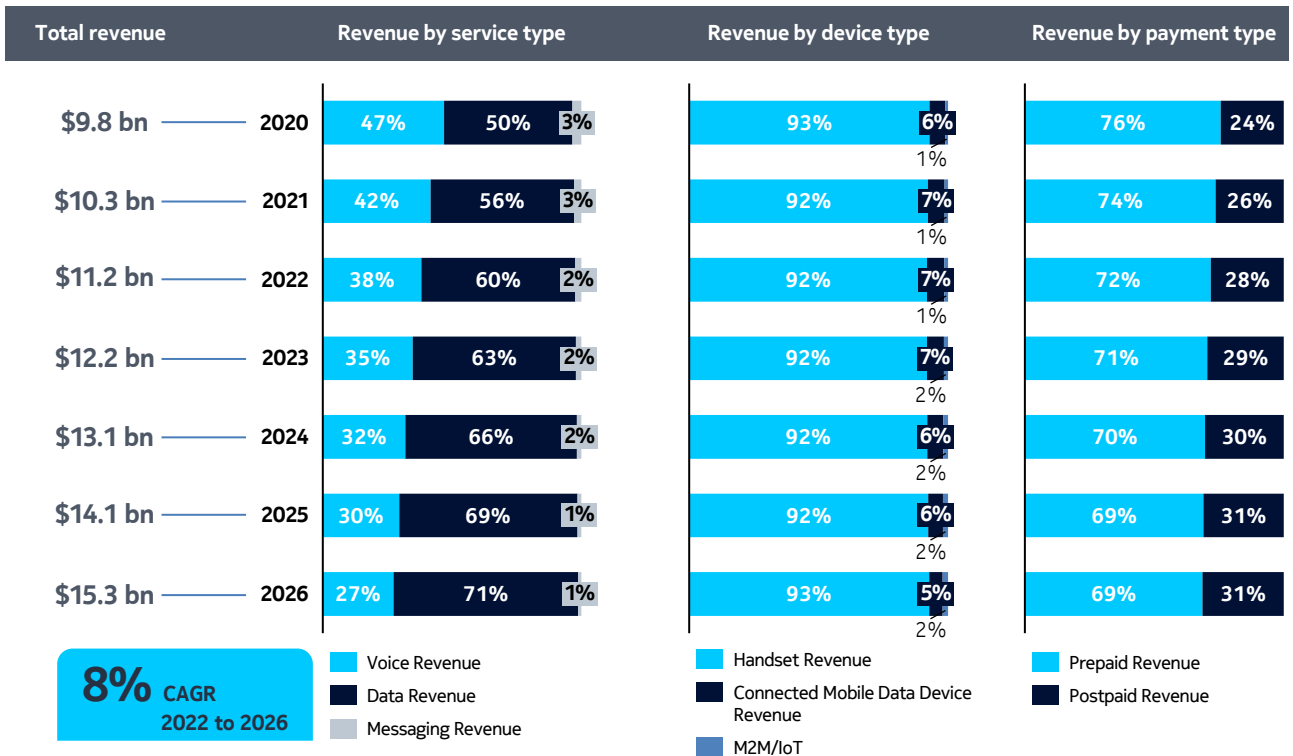
Iran
135 mn

Iraq
52 mn

Source: GlobalData

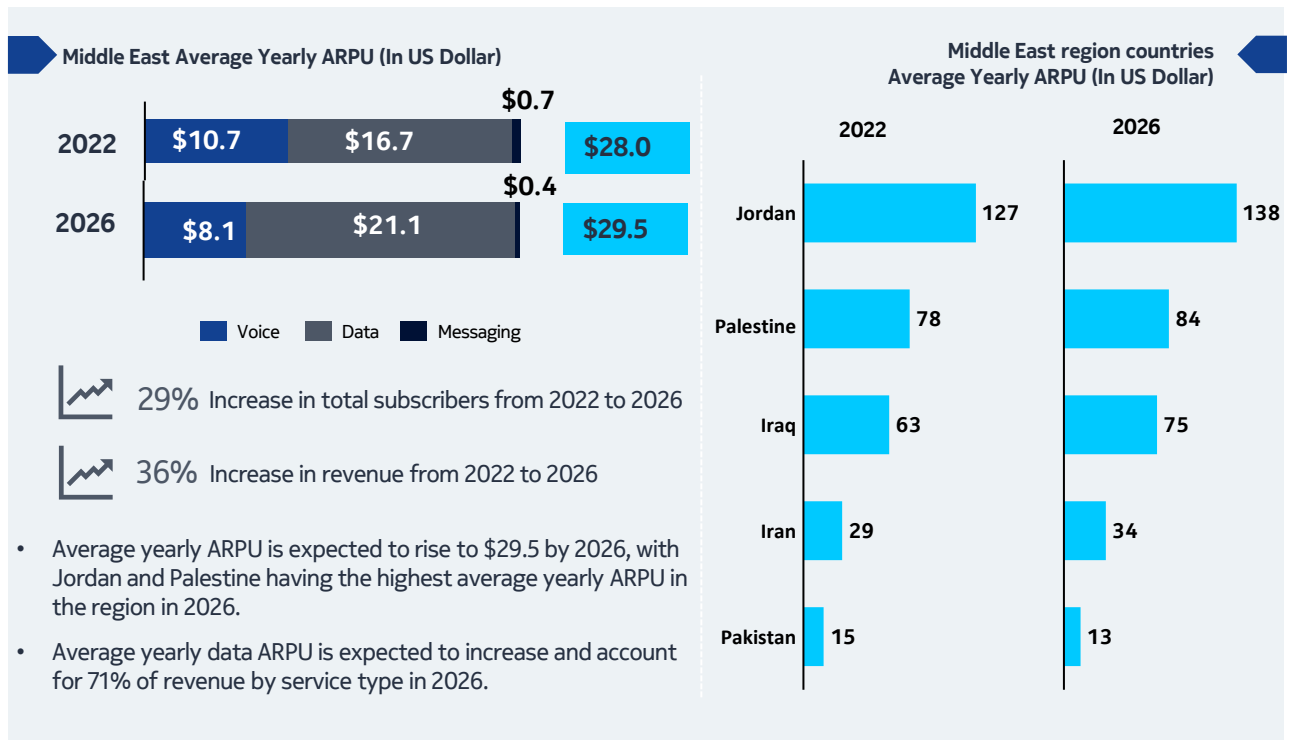
1. Other includes data card, tablet and M2M/IoT | **Note:** Totals may not add up/or exceed due to rounding

Mobile revenue will grow at a CAGR of 8% during the forecasted period (2022-2026); ARPU to rise



By 2026, data revenue is estimated to reach **~\$11 bn (71%)**, voice revenue is declining to reach **\$4.2 bn**.

Postpaid revenue to see an increase of **1.5x** from 2022 to 2026 and projected to reach **~\$5 bn** by 2026.

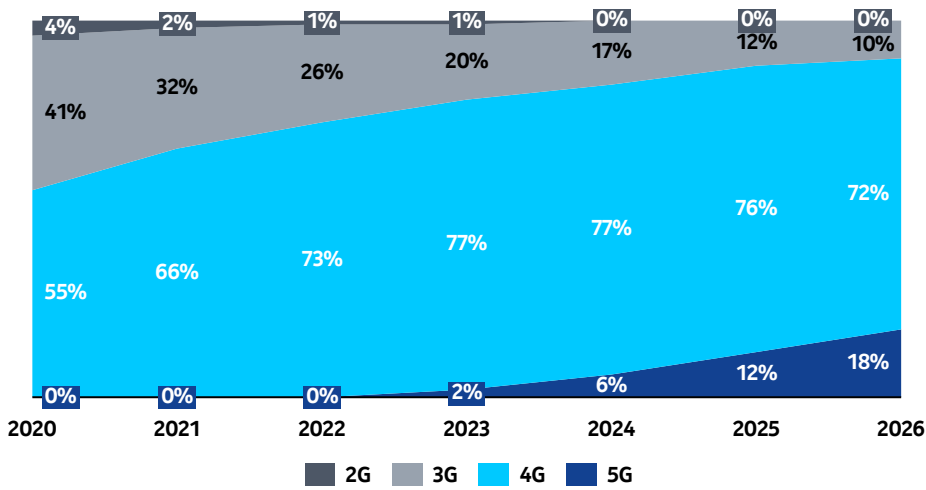


Source: GlobalData

Note: ARPU by service type is calculated based on voice/data/messaging revenue divided by total subscribers

Total data traffic is expected to grow at a CAGR of 31% over the next four years with 4G driving 72% of total data traffic by 2026

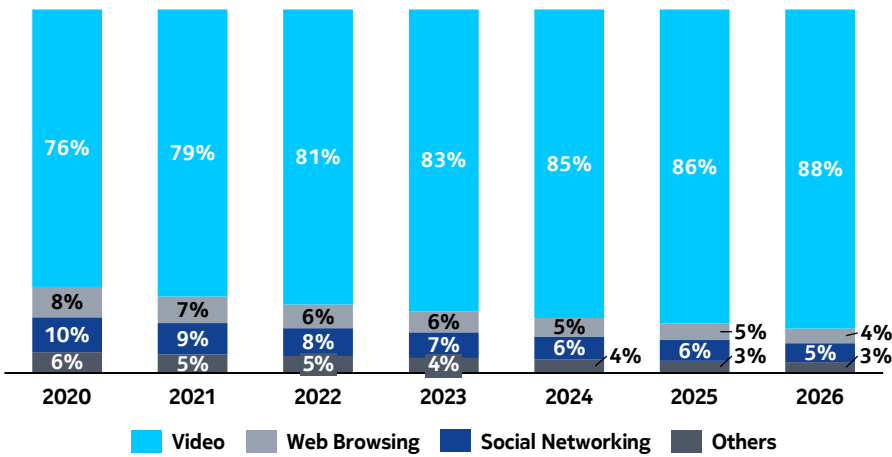
Forecasted Data Traffic Migration (By Technology)



2.9X Growth in total data traffic by 2026 from 2022

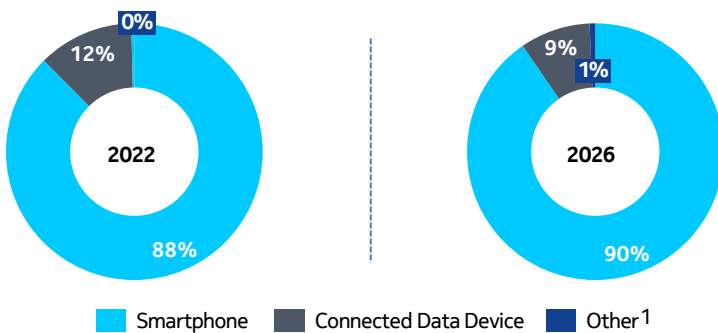
18% Increase in 5G data market share by 2026 from 2022

Total Data Traffic (By Application)



3X Increase in video data traffic (2022-2026)

Total Data Traffic (By Device Type)



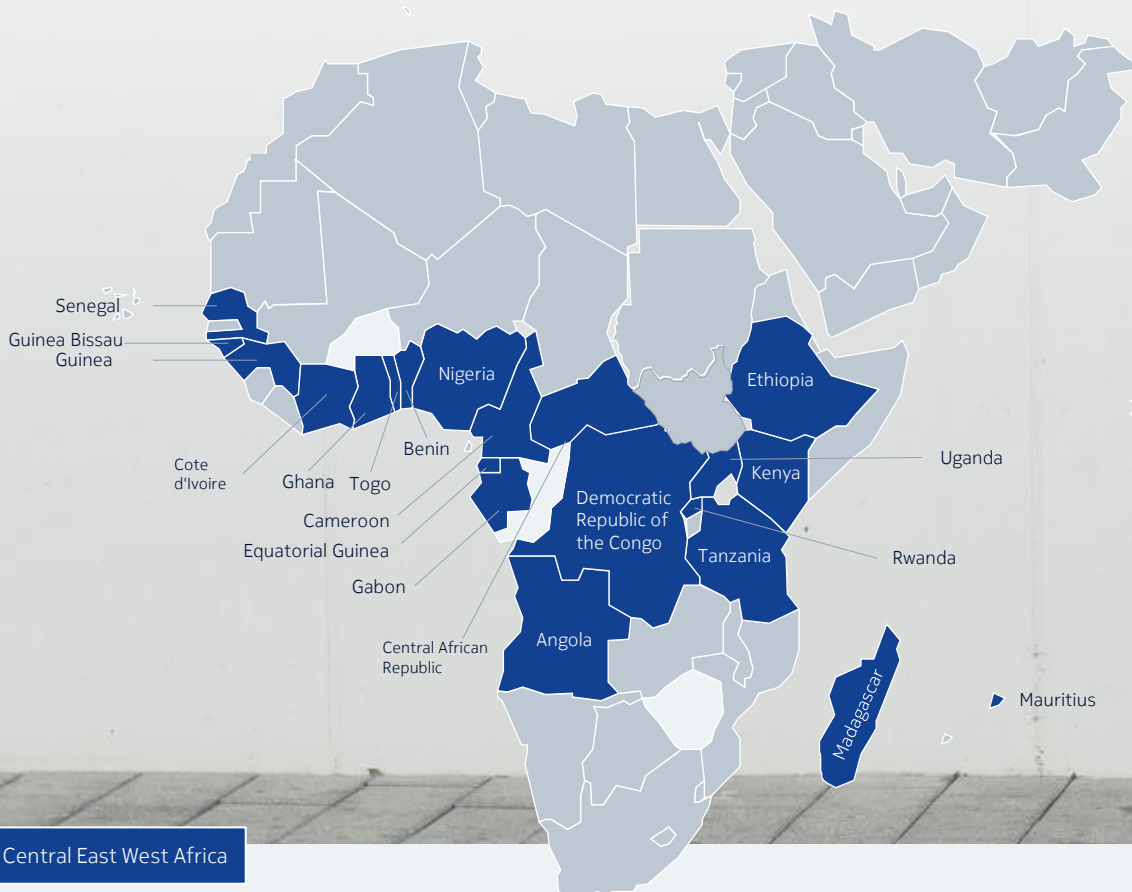
90%
Smartphone Data Traffic (2026)

From 2022 to 2026, smartphone data traffic is expected to expand threefold, accounting for 90% (up 2% from 2022) of overall data traffic by 2026.

Source: GlobalData | 1. Other Includes feature phone and M2M

Central East West Africa

- [Subscribers share by technology and type of device](#)
- [A look at the revenues and ARPUs](#)
- [Categorization of the total data traffic by generation, application and device type](#)



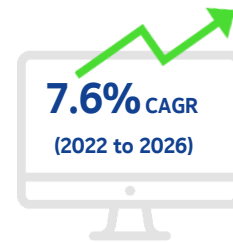
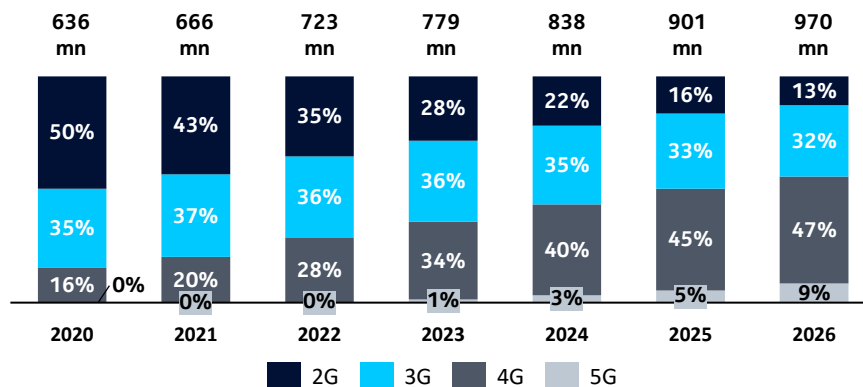
Central East West Africa

4G to remain a crucial area for development and expansion in the mobile broadband space



4G adoption continuing on its upward trajectory whereas 5G remains at a nascent stage

Subscribers share by technology across Central East West Africa



Operators primary goal is to get people to switch from 2G to 4G and onboard more people.

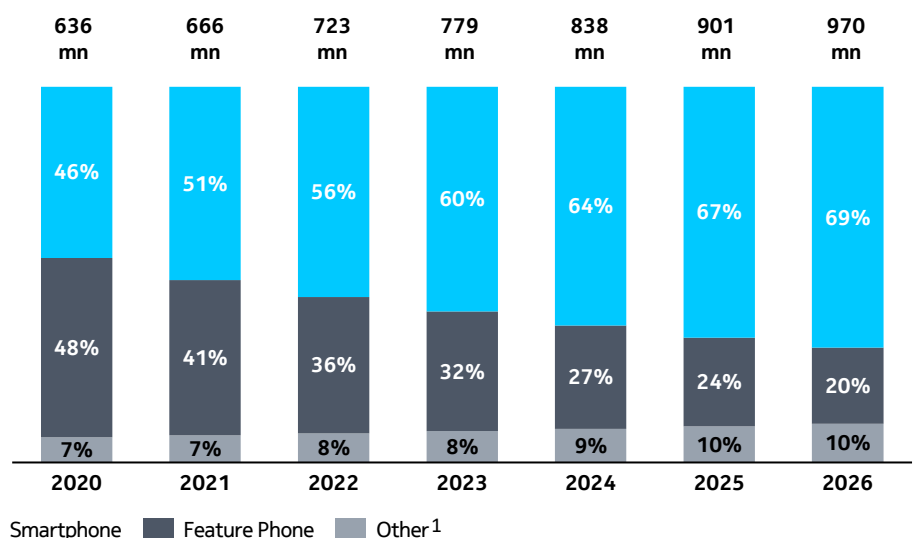
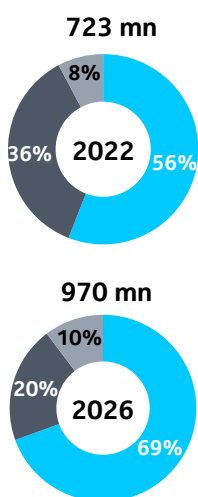
5G adoption is expected to accelerate over the next 4 years, accounting for nearly a tenth of total mobile subscribers by 2026

To capitalize on the 5G opportunity, forward-thinking spectrum policy, well-designed assignment spectrum roadmaps, fair prices and technology neutral licenses will be required.



Smartphone adoption is accelerating, with 674 mn subscriptions expected by 2026

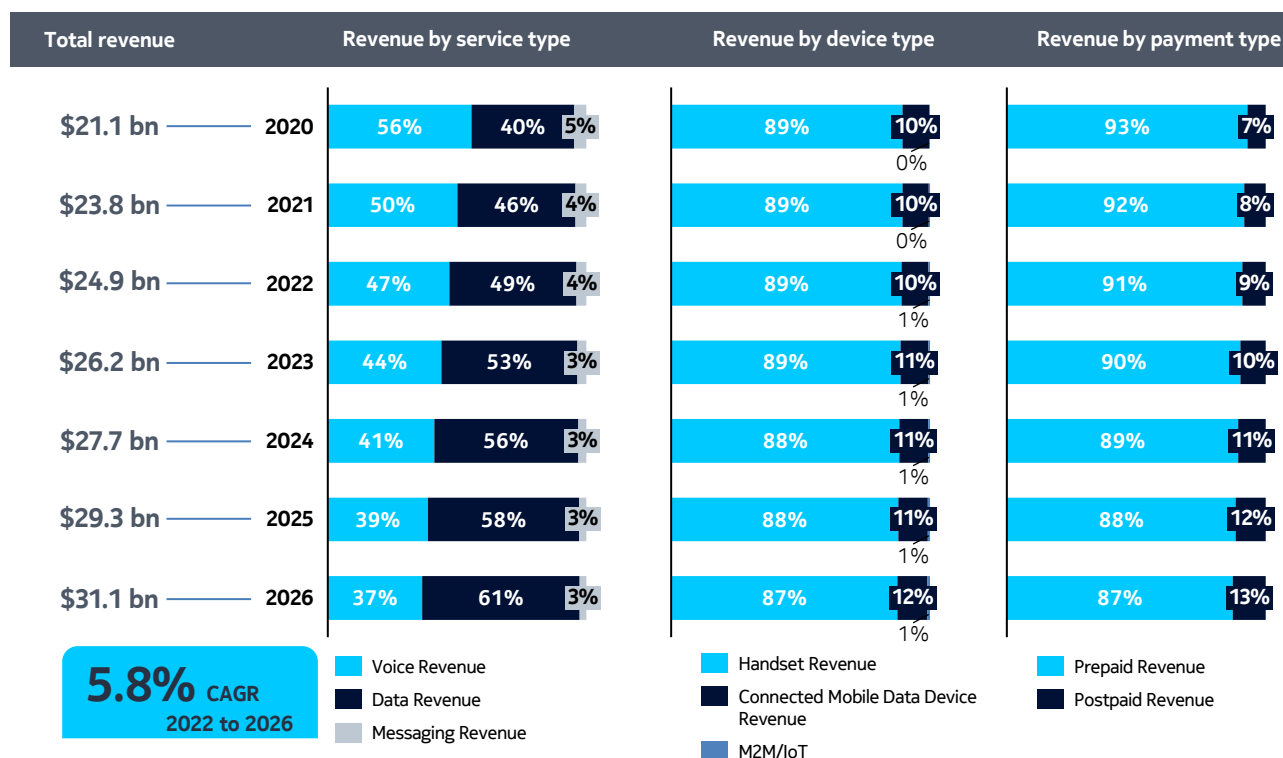
Subscription by type of device across Central East West Africa



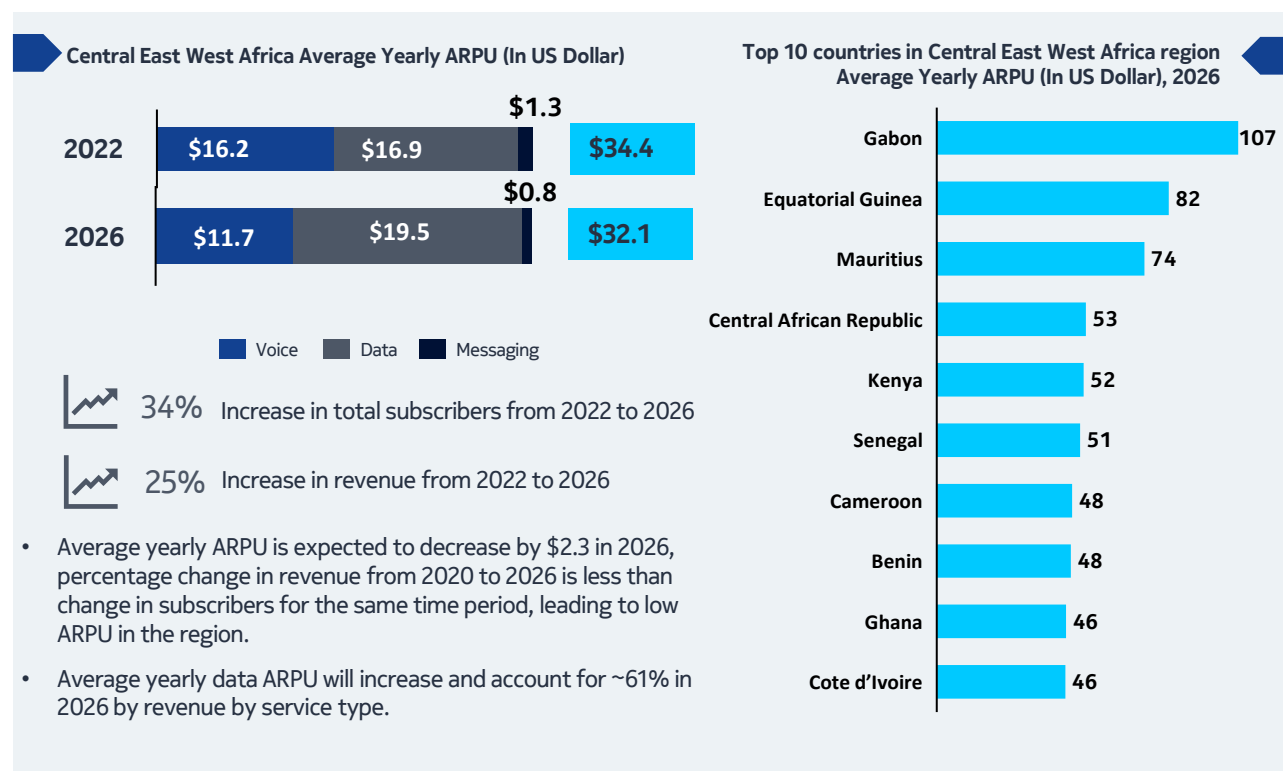
Smartphone usage is accelerating, with strong growth forecasted through 2026, thanks to sustained operator network investment, special phones built for the market and the growing popularity of mobile money.

Source: GlobalData | 1. Other includes data card, tablet and M2M/IoT | **Note:** Totals may not add up or exceed due to rounding

Mobile revenue to continue its upward trajectory with Data and mobile money as the main drivers; ARPU is diminishing



In 2021, voice represented the majority of revenues. However, Data and mobile money will drive revenue growth, with adoption as well as usage of both services continuing to rise rapidly.

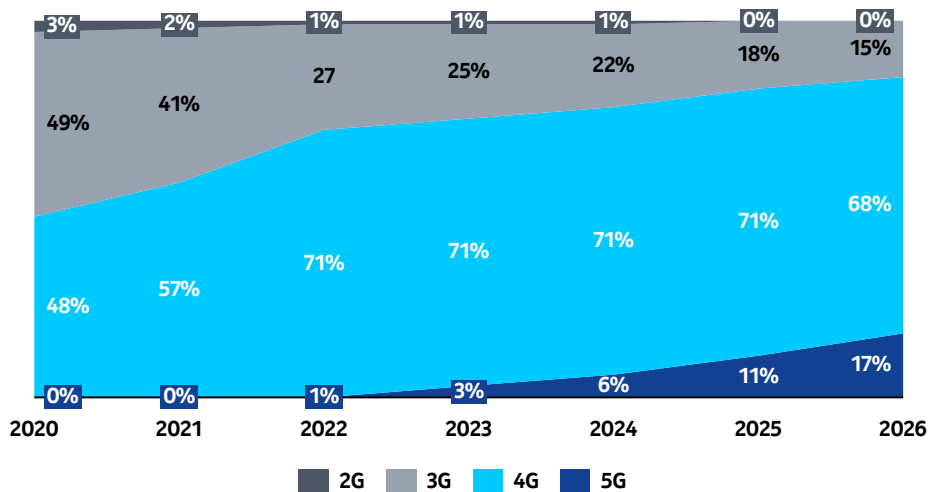


Source: GlobalData

Note: ARPU by service type is calculated based on voice/data/messaging revenue divided by total subscribers

Smartphone adoption and increasing digital content to spur increase in data traffic

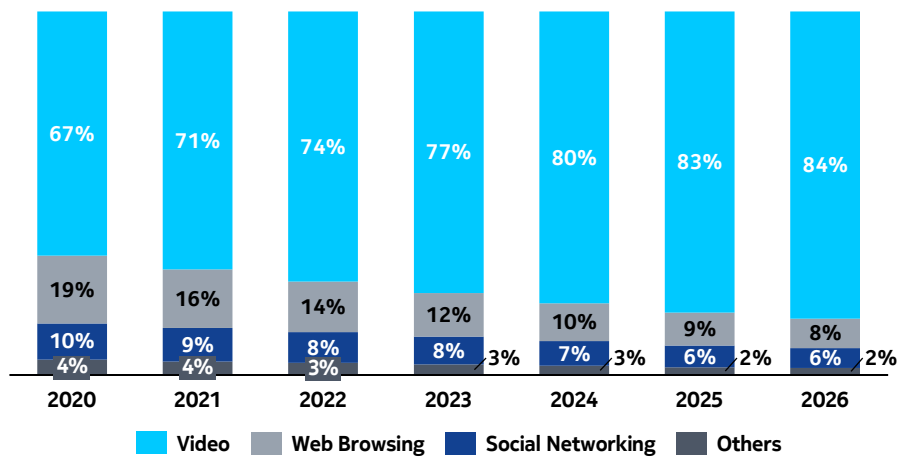
Forecasted Data Traffic Migration (By Technology)



4.4X Growth in total data traffic by 2026 from 2022


17% Increase in 5G data market share by 2026 from 2022

Total Data Traffic (By Application)



5X Increase in video data traffic (2022-2026)

Total Data Traffic (By Device Type)



86%
Smartphone Data Traffic (2026)

Smartphone data traffic is expected to grow five times and account for 86% (up 7% from 2022) of overall data traffic by 2026.

Source: GlobalData

1. Other Includes feature phone and M2M

The background of the entire page is a dark blue gradient. Overlaid on this is a large, faint hexagonal grid pattern. In the upper left corner, the word "NOKIA" is written in a bold, white, sans-serif font. Scattered across the grid are several clusters of 3D, isometric cubes in a light blue color. These cubes are arranged in various patterns, some resembling small buildings or network nodes. Thin, white lines radiate from a central point near the top center of the page, extending towards the corners and passing through or near the cube clusters, suggesting a network or connectivity theme.

NOKIA

Nokia MEA, Office Park Building, Dubai Internet City, PO Box: 214959, Dubai

About Nokia

We create the critical networks and technologies to bring together the world's intelligence, across businesses, cities, supply chains and societies.

With our commitment to innovation and technology leadership, driven by the award-winning Nokia Bell Labs, we deliver networks at the limits of science across mobile, infrastructure, cloud, and enabling technologies.

Adhering to the highest standards of integrity and security, we help build the capabilities we need for a more productive, sustainable and inclusive world.

For our latest updates, please visit us online www.nokia.com and follow us on Twitter @nokia.

© 2022 Nokia