

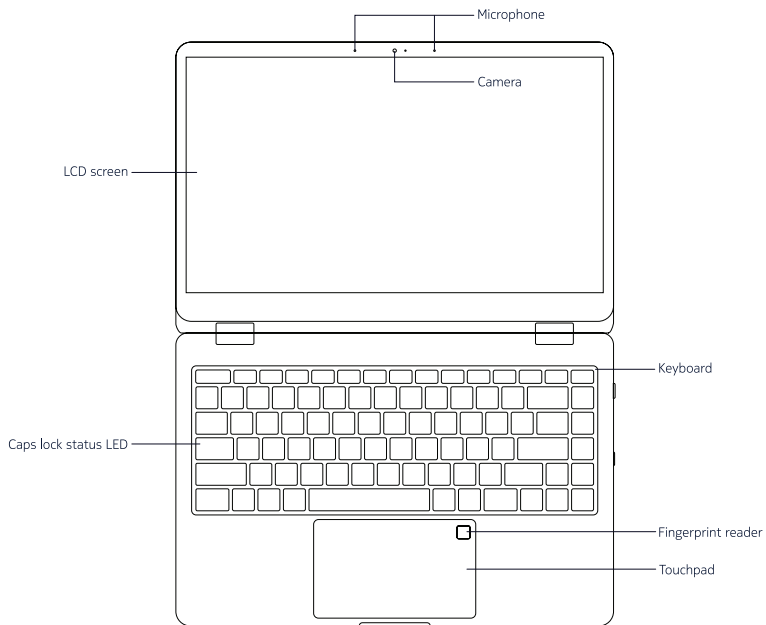
Quick start guide

Nokia PureBook Fold 14

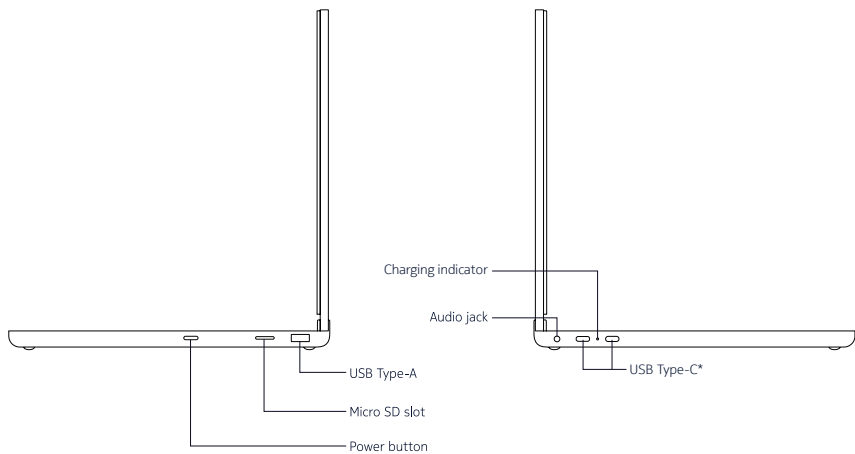
NOKIA



Top open view




Right and left side view



*This port combines charging, data transfer and display functions.

Setting up and getting started




When using your laptop for the first time, connect it to the power adaptor, push the power button, and wait for the screen to turn on.












- Then follow the onscreen instructions to complete the setup.
- Windows 11 activation: when your computer is connected to the internet for the first time, Windows is activated automatically.

After the initial setup, you will be presented with Windows 11 desktop.

Know your keyboard



To activate these functions, press the key associated with the desired function (without pressing the fn key)

Keypad	Function description	Keypad	Function description
	Display		Decrease screen brightness
	Mute media		Increase screen brightness
	Decrease volume		Play previous
	Increase volume		Play or pause media
	Voice typing		Play next
	Search		

Care and support

For a full user manual and additional information, please visit: www.off.global/support

To contact OFF Global, please visit: www.off.global/support; or email us at: support@off.global