

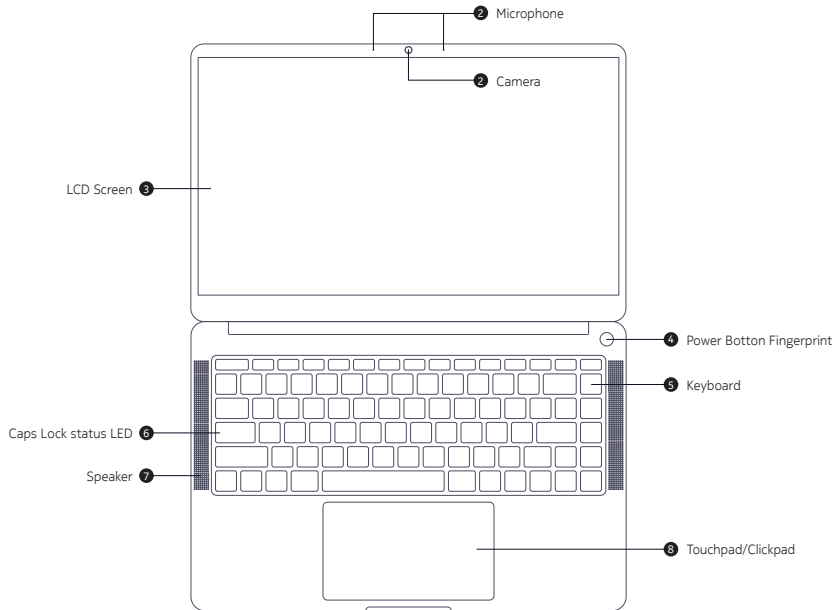
PureBook Pro 15
Quick Start Guide

NOKIA

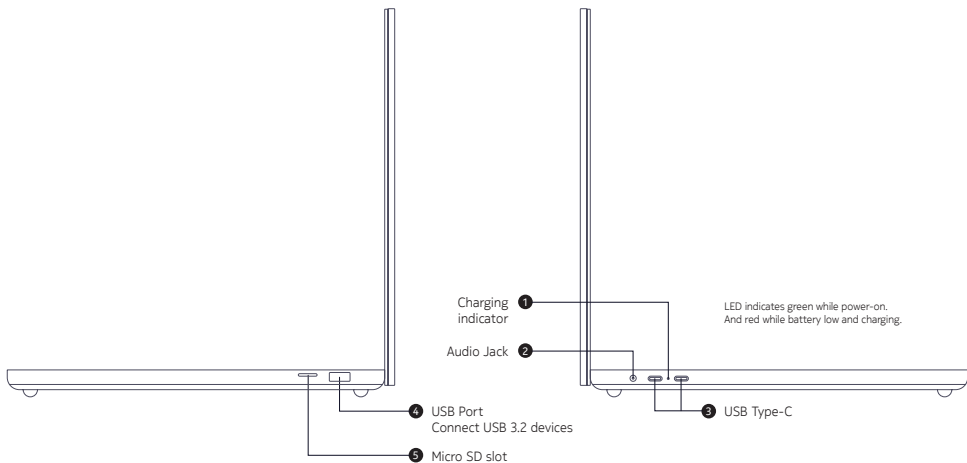


Nokia is a registered trademark of Nokia Corporation. OFF Global is a licensee of the Nokia brand for laptops and accessories

Top open view




Right and left side view



Connects USB C devices. It combines functions of charging, data transfer and display

Setting up and getting started




When using your laptop for the first time, connect it to the power adaptor, Push the power button, and wait for the screen to turn on












- Then follow the onscreen instructions to complete the set up
- Windows activation: when your computer is connected to the internet for the first time, Windows is activated automatically.

After the initial setup, you will be presented with the Windows 11 desktop

Know your keyboard



To activate these functions, press the hot key associated with the desired function as below:

Keypad	Function Description	Keypad	Function Description
	Display		Decrease screen brightness
	Mute media		Increase screen brightness
	Decrease volume		Play previous
	Increase volume		Play or pause media
	Voice assistant		Play next
	Backlit keyboard		

Care and support

For additional information, go to off.global/support

To contact OFF Global, go to off.global/support or email us at: support@off.global